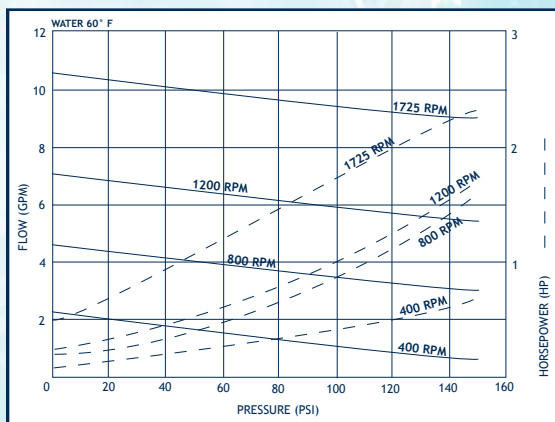


# BRONZE GEAR PUMPS

## UP TO 10.5 GPM, 100 PSI (150 PSI Intermittent)

- Bronze housing
- Seal Options: Buna or Viton® lip seal
- Available with reversing switch
- Available with or without relief valve in single and three phase, 50 and 60 Hz, 12 and 24 vdc, IEEE-45 enclosure and custom configurations that can meet MCA, Lloyds, ABS, and USCG electric motor specs



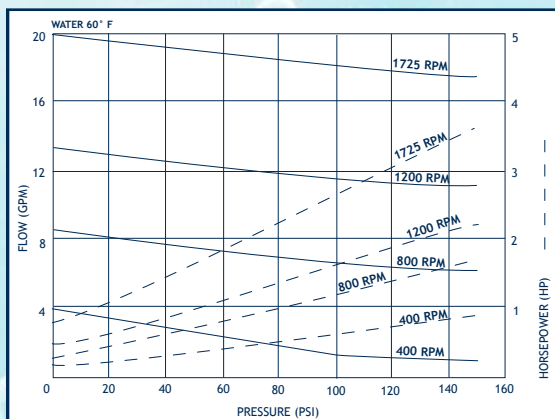
## OBERDORFER



N994 (1/2" Ports)

## UP TO 20 GPM, 100 PSI (150 PSI Intermittent)

- Bronze housing
- Seal Options: Buna or Viton® lip seal
- Available with reversing switch
- Available with or without relief valve in single and three phase, 50 and 60 Hz, 12 and 24 vdc, IEEE-45 enclosure and custom configurations that can meet MCA, Lloyds, ABS, and USCG electric motor specs



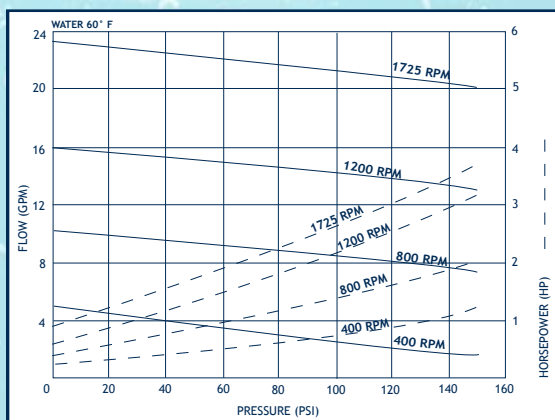
## OBERDORFER



N970 (3/4" Ports)

## UP TO 23 GPM, 100 PSI (150 PSI Intermittent)

- Bronze housing
- Seal Options: Buna or Viton® lip seal
- Available with or without relief valve in single and three phase, 50 and 60 Hz, 12 and 24 vdc, IEEE-45 enclosure and custom configurations that can meet MCA, Lloyds, ABS, and USCG electric motor specs



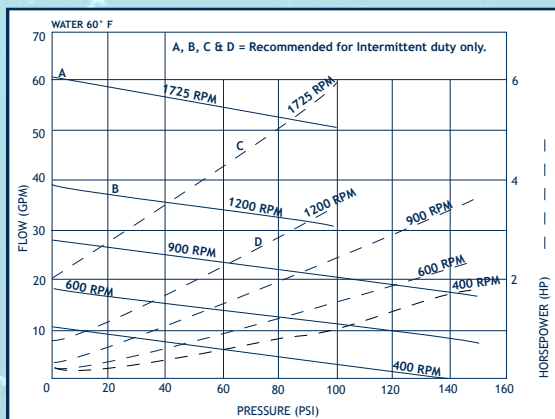
## OBERDORFER




N990 (1" Ports)

## UP TO 40 GPM, 100 PSI (150 PSI Intermittent)

- Bronze housing
- Seal Options: Buna or Viton® lip seal
- Available in single and three phase, 50 and 60 Hz, IEEE-45 enclosure and custom configurations that can meet MCA, Lloyds, ABS, and USCG electric motor specs



## OBERDORFER



N1100 (1 1/4" Ports)