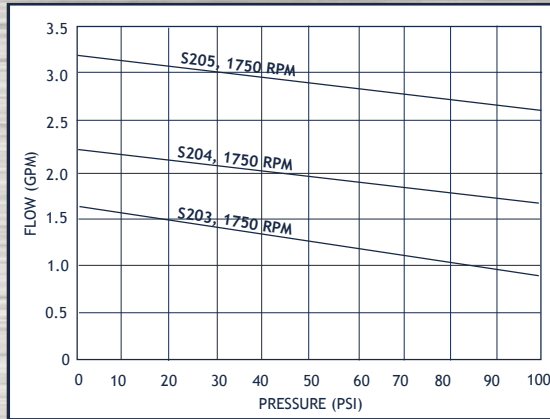



UP TO 3.2 GPM, 100 PSI

- Reinforced Ryton® body
- 316SS or Hastelloy® shaft
- Gear material options are Ryton®, PEEK, Teflon®, 316SS or Hastelloy® C
- Carbon, Teflon® or Rulon bearings
- Several choices of mechanical seals, packing or lip seals
- Several optional add-ons for specific applications
- Foot mounted or C-face mounting arrangements



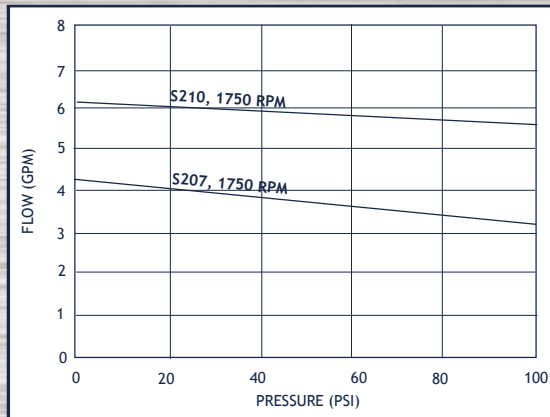
OBERDORFER




1/2" S203-S205 Chemsteel Series

UP TO 6 GPM, 100 PSI

- Reinforced Ryton® body
- 316SS or Hastelloy® shaft
- Gear material options are Ryton®, PEEK, Teflon®, 316SS or Hastelloy® C
- Carbon, Teflon® or Rulon bearings
- Several choices of mechanical seals, packing or lip seals
- Several optional add-ons for specific applications
- Foot mounted or C-face mounting arrangements



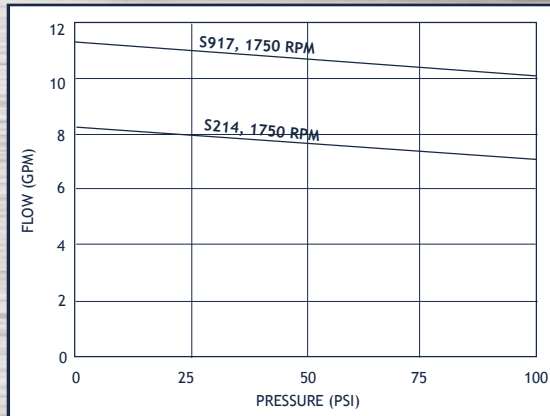
OBERDORFER



1/2" S207-S210 Chemsteel Series

UP TO 11.2 GPM, 100 PSI

- Reinforced Ryton® body
- 316SS or Hastelloy® shaft
- Gear material options are Ryton®, PEEK, Teflon®, 316SS or Hastelloy® C
- Carbon, Teflon® or Rulon bearings
- Several choices of mechanical seals, packing or lip seals
- Several optional add-ons for specific applications
- Foot mounted or C-face mounting arrangements



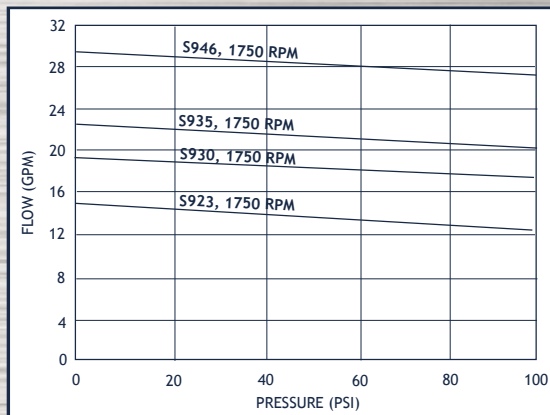
OBERDORFER



1/2" & 1" S214-S917 Chemsteel Series

UP TO 29 GPM, 100 PSI

- Reinforced Ryton® body
- 316SS or Hastelloy® shaft
- Gear material options are Ryton®, PEEK, Teflon®, 316SS or Hastelloy® C
- Carbon, Teflon® or Rulon bearings
- Several choices of mechanical seals, packing or lip seals
- Several optional add-ons for specific applications
- Foot mounted or C-face mounting arrangements



OBERDORFER



1 1/2" S923-S946 Chemsteel Series