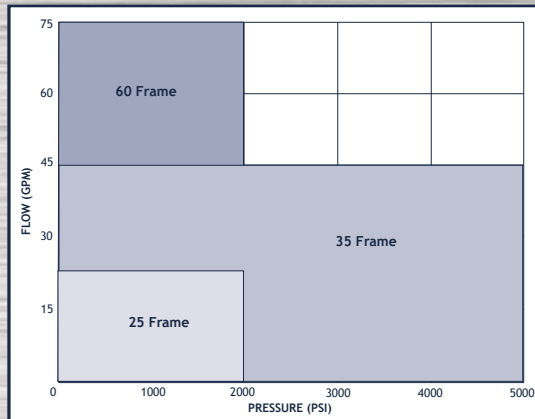



UP TO 75 GPM, 5000 PSI

- Chrome-plated, brass, nickel, aluminum bronze, or stainless steel pump heads
- Buna or Viton® elastomers
- Solid ceramic plungers
- Temperatures to 160°F
- Multiple drive options including electric motor, gas or diesel engine, hydraulic, clutch and more
- For thin, water-like liquids



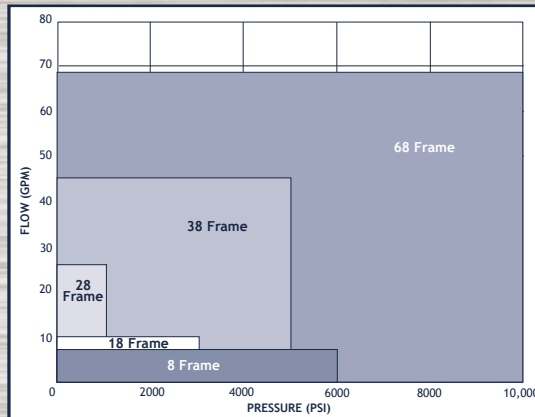
CAT



Large Frame High Flow Industrial Pump

UP TO 70 GPM, 10,000 PSI

- 316L SS block heads, flush option
- Buna, EPDM, or Viton® elastomers
- Solid ceramic plungers
- Temperatures to 160°F
- Special high life V-packing
- Oversized crank bearings
- Multiple drive options include electric motor, gas or diesel engine or hydraulic



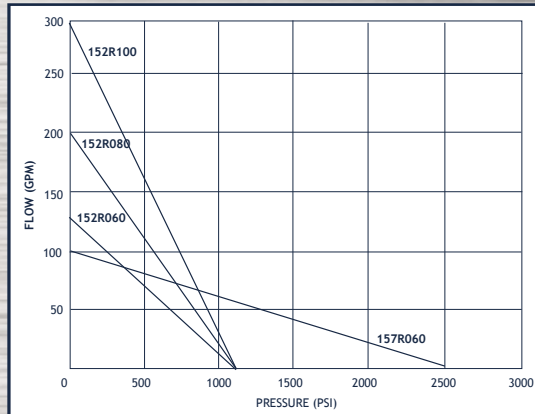
CAT



316SS Industrial Block Style Pumps

UP TO 280 GPM, 2700 PSI

- Duplex stainless steel heads
- Synthetic PTFE plunger packing that requires no adjustment
- Solid ceramic plungers
- Can be custom built to meet API 674 for oil and gas specs
- Electric motor or engine drives



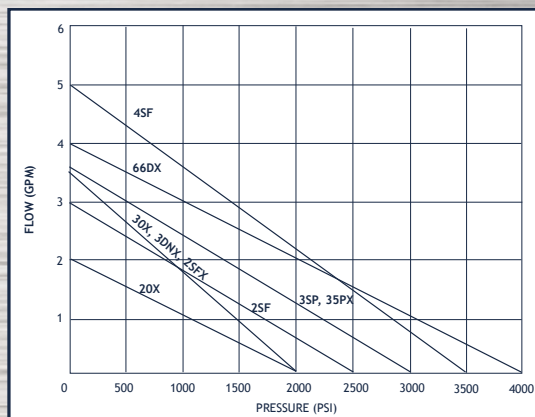
CAT




Heavy Duty Duplex SS Process Pumps

UP TO 5 GPM, 4000 PSI

- Brass or 316SS pump heads
- Buna or Viton® elastomers
- "Flow Through" ceramic plungers
- Temperatures to 190°F
- For thin, clear, water-like liquids
- Built in regulator/unloaders
- Specifically designed for direct mounting to electric motors or gas/diesel engines



CAT



Direct Drive Pumps