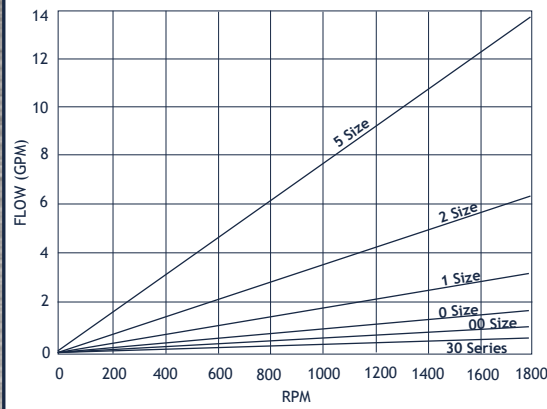


# CAST IRON GEAR PUMPS

## TUTHILL




LA and LE Series



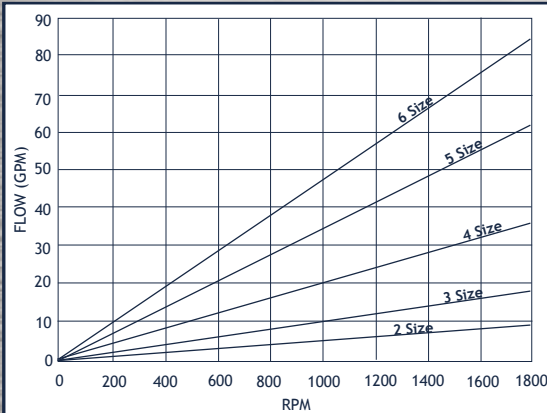
### UP TO 14 GPM, 300 PSI

- Cast iron body, steel internals
- Mechanical seal standard
- Relief valve option
- 3-bolt face mounting, optional foot bracket for direct connecting
- UL listed for fuel oil service
- Unique reversing option
- Buna, Viton®, EPR or Neoprene elastomers
- LA replaced by LE Series

## TUTHILL




C2B and CK2B Series



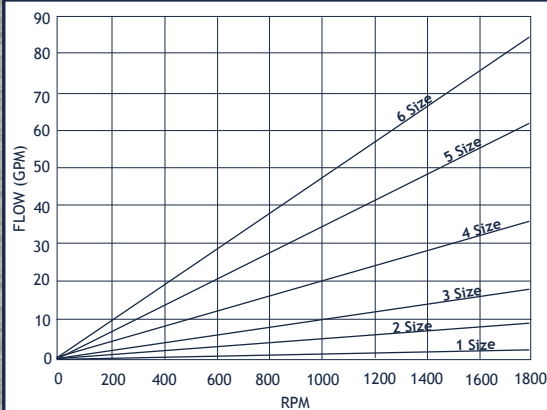
### UP TO 84 GPM, 250 PSI

- Cast iron body, steel internals
- Mechanical seal standard
- Relief valve option
- Flange mounted with optional brackets for NEMA C-face motors, or foot mounting
- Outboard bearing optional
- Buna, Viton®, EPR or Neoprene elastomers

## TUTHILL



AC and C2G Series



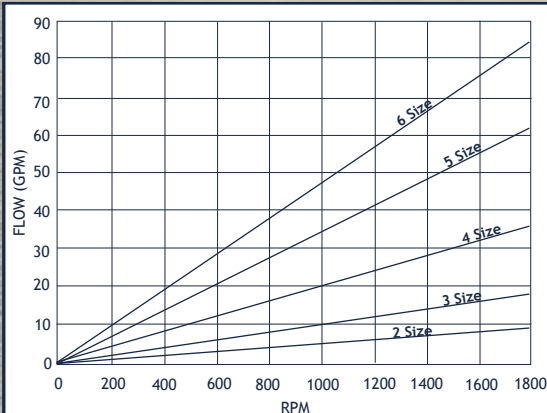
### UP TO 84 GPM, 125 PSI

- Cast iron body, steel internals
- Spring loaded packing standard
- Relief valve option
- Flange mounted for direct connection
- C2G series UL listed for fuel oil service
- Unique reversing option

## TUTHILL



C2E and C2EN Series



### UP TO 84 GPM, 100 PSI

- Cast iron body, steel internals
- Spring loaded lip seal standard
- Relief valve option
- Foot mounting for belt drive or direct connection
- Outboard bearing standard
- Viton® lip seal available
- Unique reversing option