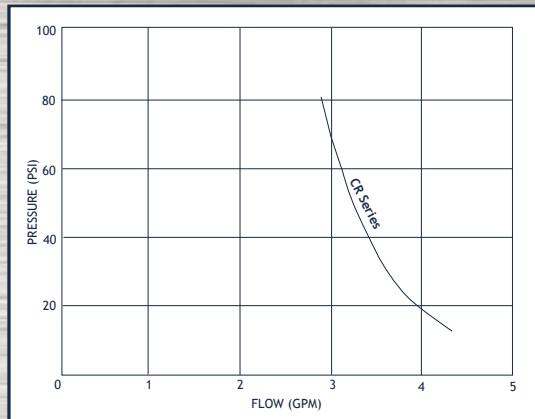


UP TO 4.3 GPM, 80 PSI

- CR Series
- Temperatures to 250°F
- Construction: all bronze
- Elastomer Options: Buna standard, Viton® option
- Shaft: 316SS
- Close coupled with adjustable motor shaft for impeller clearance
- Single phase, 115 or 230 vac



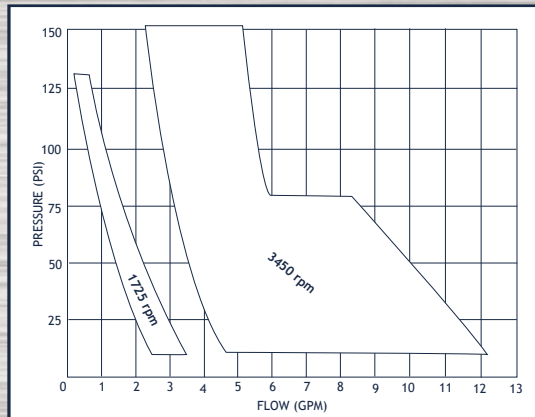
BURKS



Compact Close-Coupled

UP TO 13 GPM, 150 PSI

- CT and ET Series
- Temperatures to 400°F
- Construction: bronze fitted, all bronze, or all 316SS
- Mounting: close-coupled or frame mounted
- Elastomer Options: Buna standard, Viton® and EPR options
- Impeller adjustable for both mounting configurations



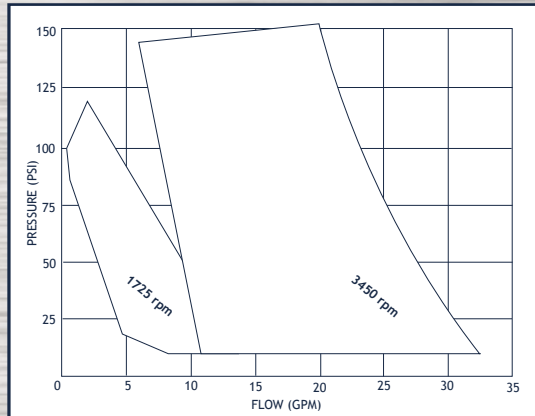
BURKS




Pedestal and Close Coupled

UP TO 32 GPM, 150 PSI

- CS and ES Series
- Temperatures to 400°F
- Self-priming design
- Construction: bronze fitted, all bronze, or all 316SS
- Mounting: close-coupled or frame mounted
- Elastomer Options: Buna standard, Viton® and EPR options
- Impeller adjustable for both mounting configurations



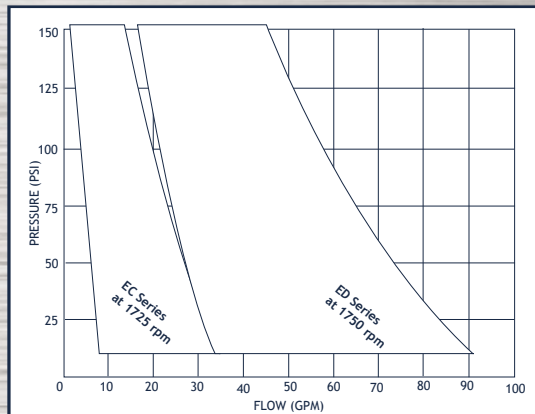
BURKS



Self-Priming
Pedestal and Close Coupled

UP TO 91 GPM, 150 PSI

- EC and ED Series
- Temperatures to 400°F
- Construction: bronze fitted, or all bronze with 316SS shafts
- Mounting: frame mounted
- Elastomer Options: Buna standard, Viton® and EPR options
- Impeller adjustable for clearance renewal
- Will handle a mixed-phase of water and air or vapor



BURKS



Self-Priming Pedestal Mount