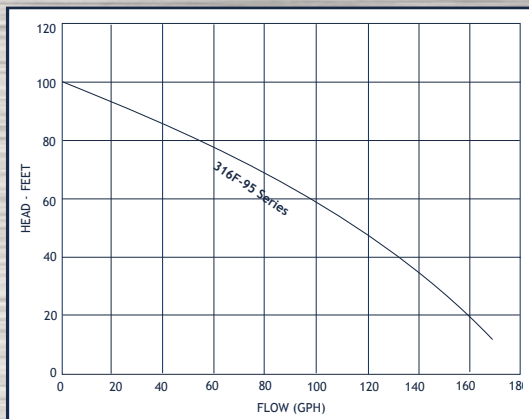


TRASH AND DREDGE CENTRIFUGALS

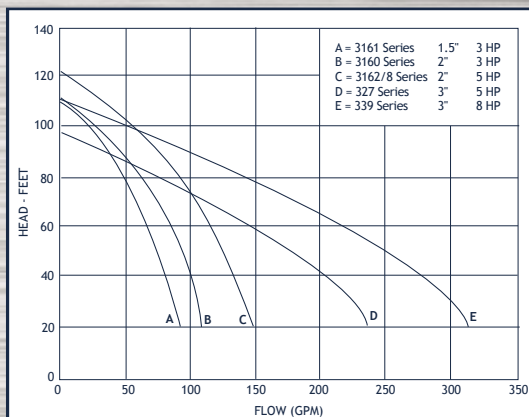
UP TO 173 GPM, 100' TDH

- Temperatures to 160° F
- Self-priming to 20'
- Handles up to 1/2" solids, 25% sand
- Construction: cast iron casing and adapter with high Chromium stainless steel internal components
- Elastomers: silicon carbide/Buna mechanical seal
- Drive Options: 5.5 hp Honda OHV engine with oil alert (pedestal version available for electric or belt drive), diesel version also available



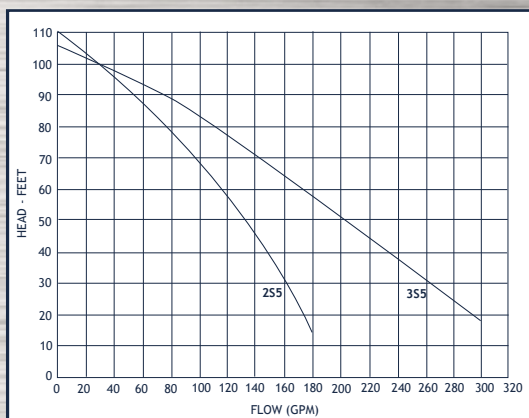
UP TO 320 GPM, 122' TDH

- Temperatures to 180° F
- Self-priming to 20'
- Handles up to 3/4" diameter solids
- Construction: cast iron or cast aluminum
- Briggs & Stratton or Honda gasoline engines
- Roll cage standard, wheel kit option
- 1 1/2", 2" or 3" port sizes



UP TO 300 GPM, 110' TDH

- Temperatures to 180° F
- Self-priming to 26'
- 1" size will pass 1" solids, 2" will pass 1 1/4" solids
- Construction: cast iron or cast aluminum
- Hard face mechanical seal standard
- Briggs & Stratton or Honda gasoline engines, Yanmar diesel engines
- Roll cage standard, wheel kit option



UP TO 6000 GPM, 130' TDH

- Temperatures to 225° F
- Self-priming to 25'
- Port sizes 3" to 12", up to 3" diameter solid passing capability
- Construction: cast iron, 316SS or **CD4MCU**
- Front clean out cover
- Oil lubricated, hard face mechanical seal
- Heavy duty bearing pedestal for direct or belt drive
- For extreme or critical applications

