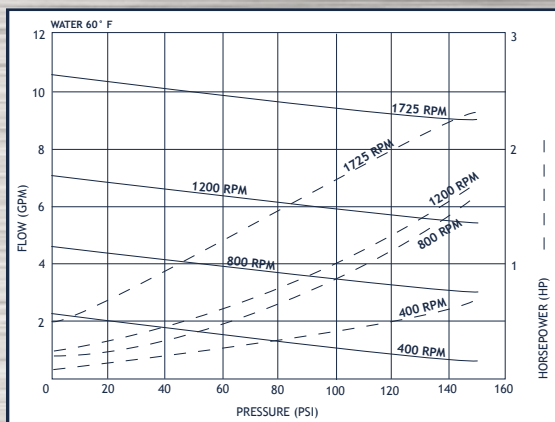


BRONZE GEAR PUMPS

UP TO 10.5 GPM, 100 PSI (150 PSI Intermittent)

- Bronze housing and gears
- Seal Options: Buna or Viton® lip seal
- Optional relief valve
- Single and three phase, 50 and 60 hz, 12 and 24 vdc, IEEE-45, TEFC or explosion proof electric motor options. Other custom drive configurations can be supplied.

• See Page 10, N4000 series for foot mount version



OBERDORFER

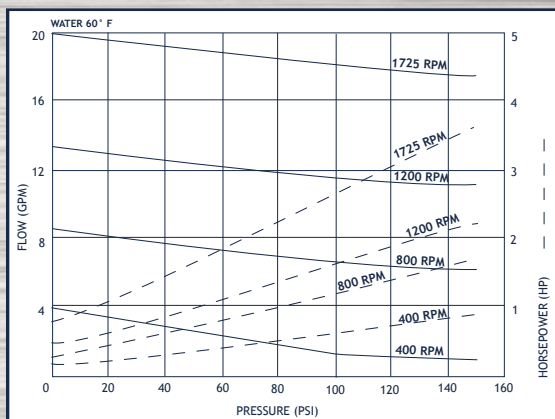


N994 (1/2" Ports)

UP TO 20 GPM, 100 PSI (150 PSI Intermittent)

- Bronze housing and gears
- Seal Options: Buna or Viton® lip seal
- Optional relief valve
- Single and three phase, 50 and 60 hz, 12 and 24 vdc, IEEE-45, TEFC or explosion proof electric motor options. Other custom drive configurations can be supplied.

• See Page 10, N7000 series for foot mount version



OBERDORFER

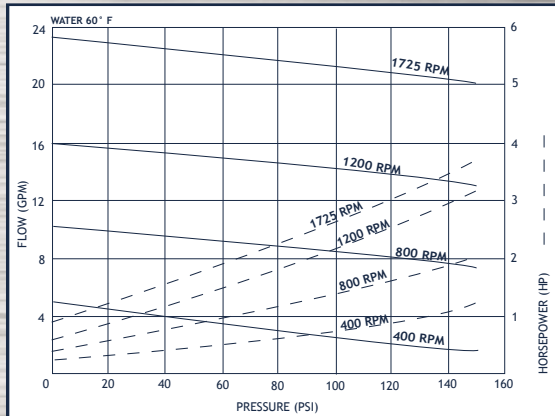


N970 (3/4" Ports)


UP TO 23 GPM, 100 PSI (150 PSI Intermittent)

- Bronze housing and gears
- Seal Options: Buna or Viton® lip seal
- Optional relief valve
- Single and three phase, 50 and 60 hz, 12 and 24 vdc, IEEE-45, TEFC or explosion proof electric motor options. Other custom drive configurations can be supplied.

• See Page 10, N9000 series for foot mount version



OBERDORFER

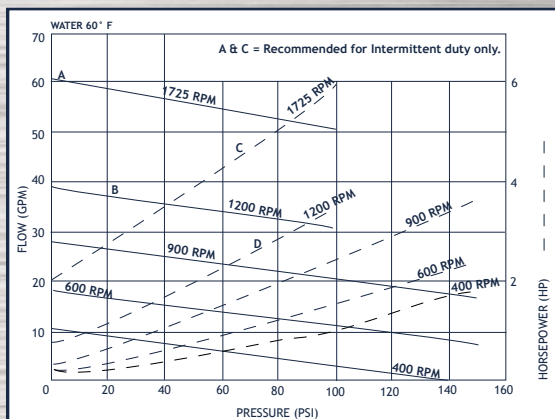


N990 (1" Ports)

UP TO 40 GPM, 100 PSI (60gpm/150 PSI Intermittent)

- Bronze housing and gears
- Seal Options: Buna or Viton® lip seal
- Optional relief valve
- Single and three phase, 50 and 60 hz, 12 and 24 vdc, IEEE-45, TEFC or explosion proof electric motor options. Other custom drive configurations can be supplied.

• See Page 10, N11HDM series for foot mount version



OBERDORFER



N1100 (1 1/4" Ports)