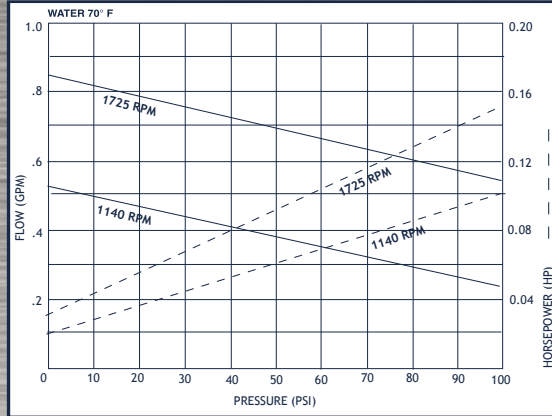


# BRONZE GEAR PUMPS

## OBERDORFER



N999 (1/4" Ports)



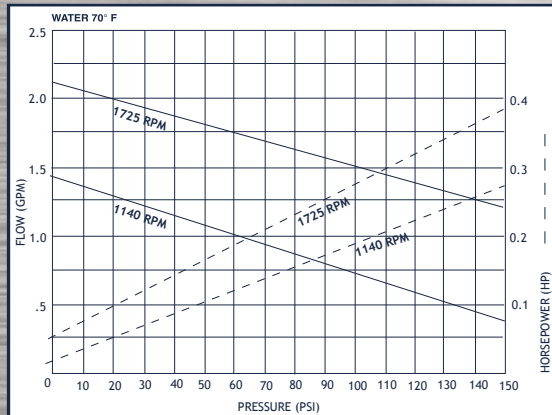
## UP TO .9 GPM, 100 PSI

- Bronze housing and gears
- Seal Options: Buna or Viton® lip seal
- Optional relief valve
- Single and three phase, 50 and 60 hz, 12 and 24 vdc, IEEE-45, TEFC or explosion proof electric motor options. Other custom drive configurations can be supplied.

## OBERDORFER



N991 (1/4" or 3/8" Ports)



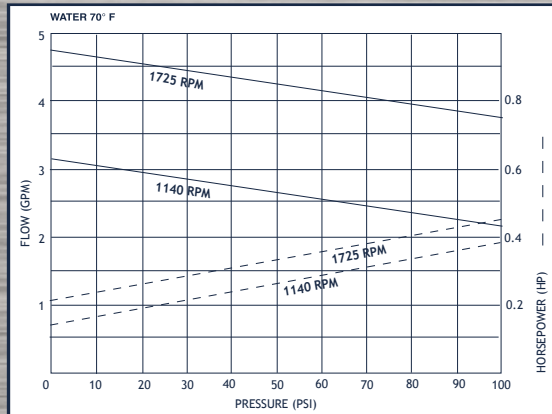
## UP TO 2 GPM, 100 PSI (150 PSI Intermittent)

- Bronze housing and gears
- Seal Options: Buna or Viton® lip seal
- Optional relief valve
- Single and three phase, 50 and 60 hz, 12 and 24 vdc, IEEE-45, TEFC or explosion proof electric motor options. Other custom drive configurations can be supplied.
- See Page 10, N1000 series for foot mount version

## OBERDORFER



N992 (3/8" Ports)



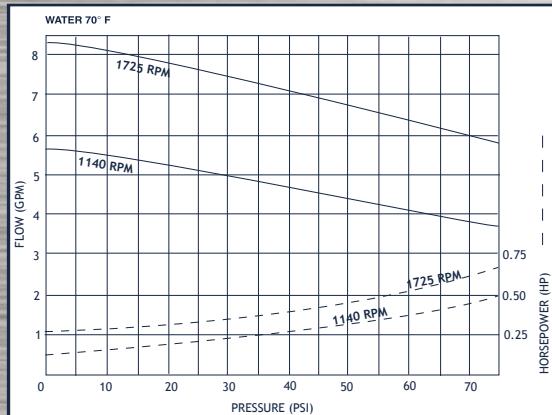
## UP TO 5 GPM, 100 PSI (150 PSI Intermittent)

- Bronze housing and gears
- Seal Options: Buna or Viton® lip seal
- Optional relief valve
- Single and three phase, 50 and 60 hz, 12 and 24 vdc, IEEE-45, TEFC or explosion proof electric motor options. Other custom drive configurations can be supplied.
- See Page 10, N2000 series for foot mount version

## OBERDORFER



N993 (3/8" or 1/2" Ports)



## UP TO 8 GPM, 75 PSI

- Bronze Housing and gears
- Seal Options: Buna or Viton® lip seal
- Optional relief valve
- Single and three phase, 50 and 60 hz, 12 and 24 vdc, IEEE-45, TEFC or explosion proof electric motor options. Other custom drive configurations can be supplied.
- See Page 10, N3000 series for foot mount version