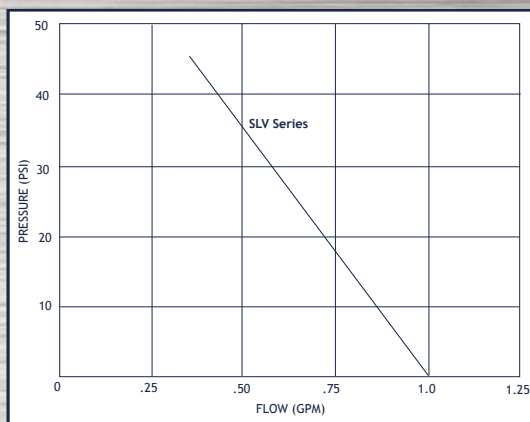



ELECTRIC DIAPHRAGM PUMPS

UP TO 1 GPM, 40 PSI

- 40 psi automatic demand switch
- Temperatures to 110° F
- Self-priming to 2.5'
- Ports: 3/8" barb
- Voltages: 12 vdc
- Wetted Parts:
Housing: Polypropylene
Diaphragm: Santoprene
Valves: Viton



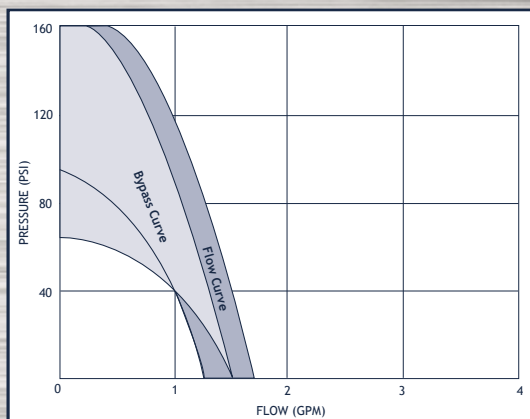
SHURFLO



SLV Series (12 vdc)

UP TO 2 GPM, 150 PSI

- Up to 150 psi demand switch, manually operated or with internal by-pass
- Temperatures to 180° F
- Self-priming to 8'
- Ports: 3/8" FPT or 1/2" MPT
- Voltages: 12 and 24 vdc or 115 and 230 vac, 50/60 hz
- Wetted Parts:
Housing: Polypropylene or Nylon
Diaphragm/Valves: Santoprene, Viton®, EPDM or Buna
Exposed Metal: 316SS on some models



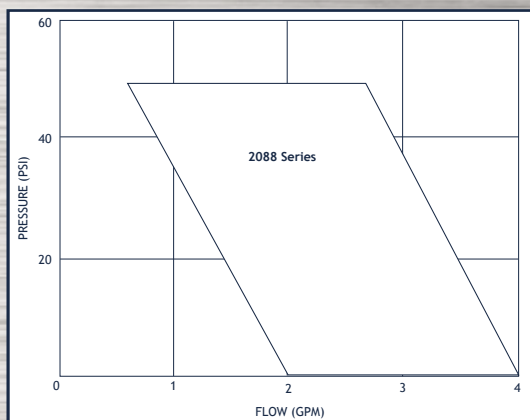
SHURFLO



8000 Series (AC and DC)

UP TO 4 GPM, 45 PSI

- Up to 45 psi demand switch or manually operated
- Temperatures to 170° F
- Self-priming to 12'
- Ports: 1/2" MPT
- Voltages: 12 and 24 vdc or 115 and 230 vac, 50/60 hz
- Wetted Parts:
Housing: Polypropylene
Diaphragm/Valves: Santoprene, Viton® or Buna
Exposed Metal: 316SS on some models



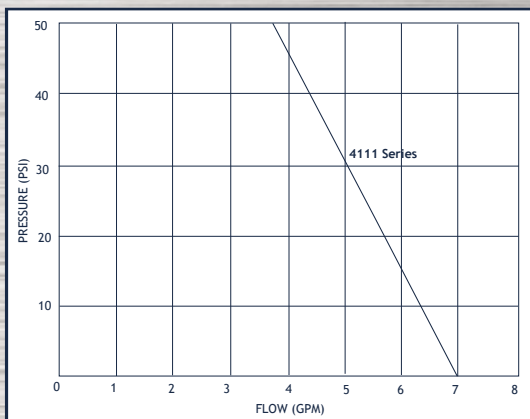
SHURFLO



2088 Series (AC and DC)

UP TO 7 GPM, 45 PSI

- Up to 45 psi demand switch or manually operated
- Temperatures to 170° F
- Self-priming to 12'
- Ports: 1/2" MPT or 5/8" barb
- Voltages: 12 vdc
- Wetted Parts:
Housing: Polypropylene
Diaphragm: Santoprene
Valves: Viton®



SHURFLO



4111 Series (12 vdc)