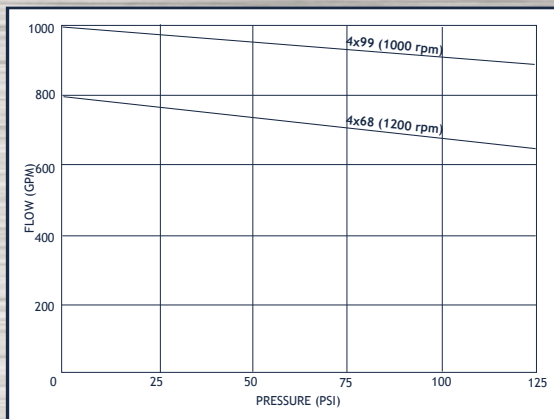



# CAST IRON GEAR PUMPS

## UP TO 1045 GPM, 125 PSI

- Cast iron housing
- Hardened alloy steel gears
- Carbon graphite bearings
- 8" Flanged ports
- For high capacity pumping of fuels, resins, oils, petrochemicals, and molasses
- Up to 250° F



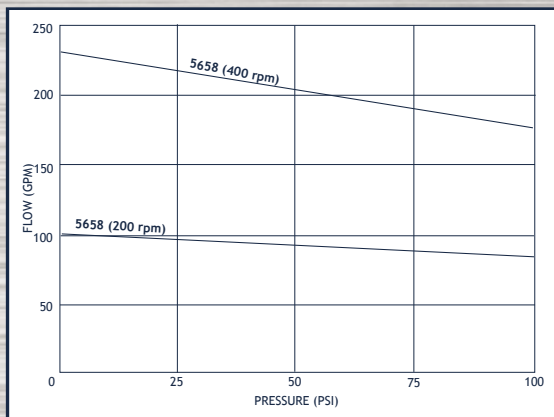
## ROPER




Bulk Liquid Handling Series

## UP TO 232 GPM, 100 PSI

- Interchangeable dimensionally with Bowie 3300 pump. Parts interchangeable too!
- Cast iron housing
- Nitrile rubber coated gears
- Bronze bearings
- Packed box design
- Made for oil field service



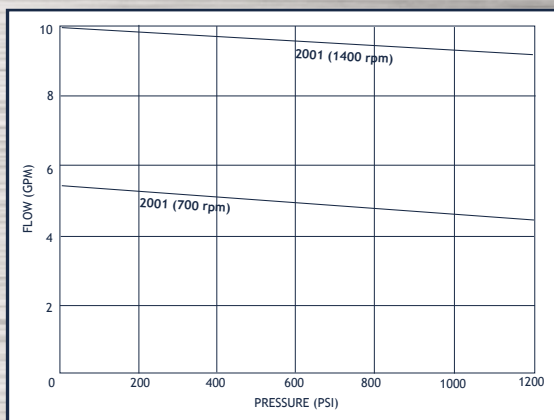
## ROPER




5600 Series "Bowie Replacement"

## UP TO 10 GPM, 1200 PSI

- OEM specific pump for lacquer injection into aluminum cans
- Thousands in the field
- Cast iron housing
- Double mechanical seal with EPDM elastomers



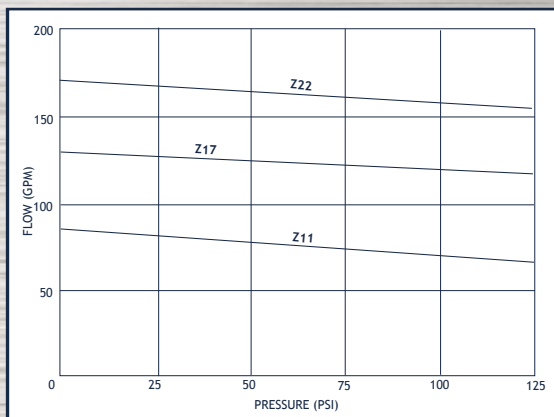
## ROPER



2001 Series

## UP TO 165 GPM, 125 PSI

- Enhanced version of Roper 3600 series
- Ductile iron housing
- ANSI Flanges
- Single, double, and cartridge mechanical seal options
- Outboard bearing design
- Relief valve option
- Integral gear box available



## ROPER



Z Series