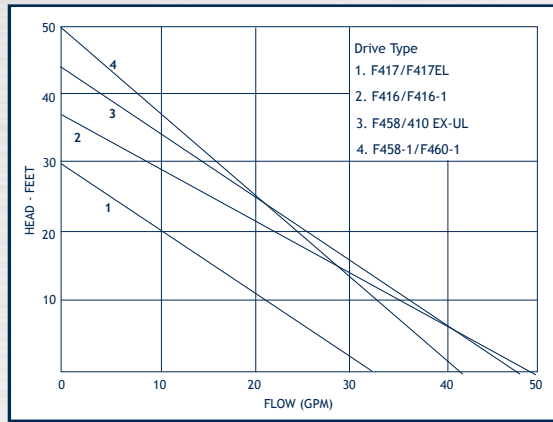
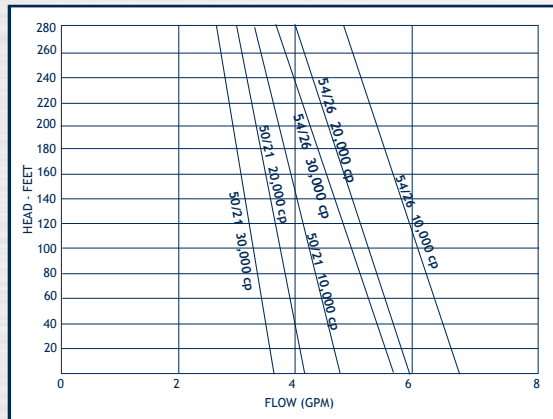


SANITARY DRUM PUMPS



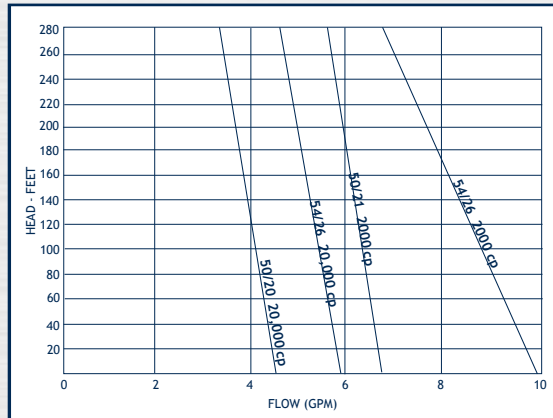
3A APPROVED UP TO 1200 CP

- Centrifugal design - F427S3A Series
- 3A Sanitary construction
- 316 stainless steel construction with Tefzel impeller
- Lengths: 27", 39" and 47"
- Electric or pneumatic drive
- Applications: wines, liquid smoke, flavorings, perfume, sauces, etc.



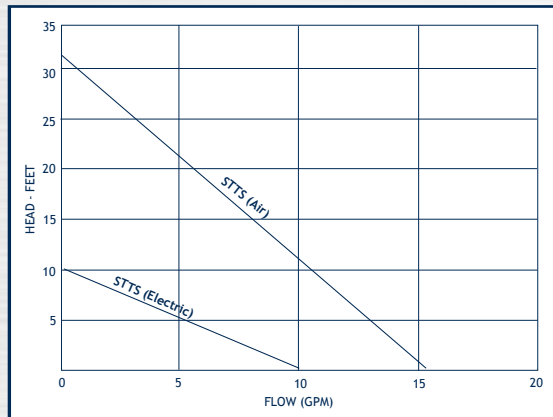
3A APPROVED UP TO 50,000 CP

- Progressing cavity design - F560GS3A
- 3A Sanitary construction
- 316 stainless steel construction with Teflon® or food grade Buna N stator and 316SS/Silicon Carbide seal
- Lengths: 27", 39", 47" and 60"
- Good with shear sensitive products and soft suspended solids of up to 3/8"
- Applications: tomato paste, honey, corn syrup, molasses, juice concentrates, mascara, gels, etc.



3A APPROVED UP TO 100,000 CP

- Progressing cavity design - F560S3A Series
- 3A Sanitary construction
- 316 stainless steel construction with Teflon® or food grade Buna N stator and 316SS/silicon carbide seal
- Lengths: 27", 39", 47" and 60"
- Good with shear sensitive products and soft suspended solids of up to 3/8"
- Applications: tomato paste, honey, corn syrup, molasses, juice concentrates, mascara, gels, etc.



USDA APPROVED UP TO 2,000 CP

- USDA sanitary stainless steel construction
- Viscosities up to 2000 cp
- Specific gravity up to 1.8
- Lengths: 27", 40" or 48"
- Electric or pneumatic drive
- Applications: food products, dairy products, beverages, cosmetics, lotions, oils, etc.