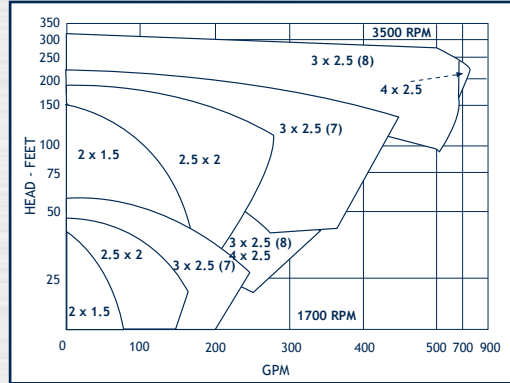


HIGH EFFICIENCY SANITARY CENTRIFUGALS

AMPCO M-SERIES CENTRIFUGAL PUMPS

Flows up to 800 gpm, pressures to 325 TDH

Ampco's M series pumps are constructed of 316L polished stainless steel and utilizes the superior efficiency of the semi-open "Francis" style impeller design, a unique external seal that provides maximum cleanability, and surface finishes from 32RA (150 grit) to 12RA (320 grit). Temperatures as high as 250° F and working pressures of up to 140 PSI are possible. Each pump is in conformance with 3A sanitary standards for centrifugal pumps for milk and milk products number 02-10, and come standard with CIP clamp ports.

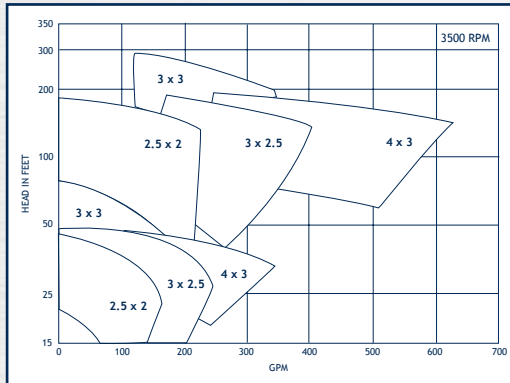



Ampco MC3 and MCH3 series supersede the MC2 and MCH2 series and incorporates an improved external seal arrangement as well as 2 larger sizes - MC3 & MC3H 3 x 2 1/2 and 4 x 3 both with 8 1/2" impeller MC2 and MC2H pumps and parts are still available for existing installations.

AMPCO D-SERIES CENTRIFUGAL PUMPS

Flows up to 620 gpm, pressures up to 325 TDH

The Ampco DC3 pumps supersede their successful DC2 pumps, and in 1997 were the first pumps to achieve the 3A Sanitary standard 47-00 for Centrifugal Pumps for Pumping Cleaning and Sanitizing Solutions. The upgrade included an improved sanitary seal design and offers food and dairy plants a cost effective option to meet the 3A Sanitary standards. These pumps are ideally suited to CIP and COP supply systems.



Model	Max Flow GPM	Max Pressure Feet Head	Inlet Inch	Outlet Inch	Max Power HP
DC3-2 1/2 x 2	230	185	2 1/2	2	15
DC3-3 x 2 1/2	390	185	3	2 1/2	15
DCH3-3 x 2 1/2	405	225	3	2 1/2	40
DCH3-3 x 3	425	325	3	3	40
DC3-4 x 3	540	170	4	3	15
DCH3-4 x 3	620	185	4	3	30

Pedestal versions of all D-Series pumps also available