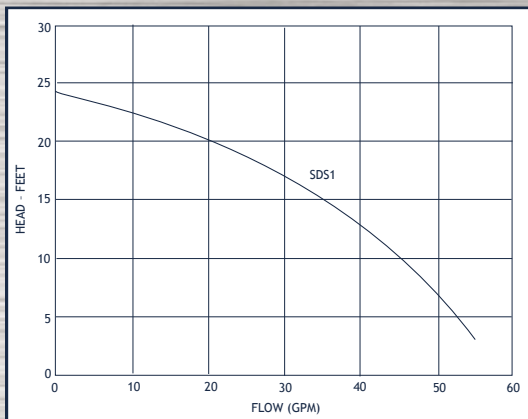


## UP TO 3180 GPH, 24' TDH

- Fully assembled, ready to install
- Can run dry without damage
- Vertical float switch with 10' cord and UL/CSA listed piggy back plug
- EP0411 .4 hp \*Goulds solids handling pump (3/4" solids)
- Great for laundry trays, sinks, dishwashers and air conditioning condensate
- 115 vac, 1ph, 60 hz

\*Goulds Water Technology



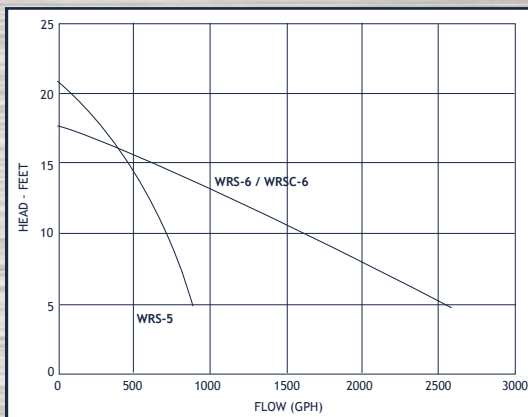
## GOULDS WATER TECHNOLOGY



3872 Series

## UP TO 2760 GPH, 22' TDH

- Preassembled! Just add discharge piping and electricity
- 3.5 or 5 gallon polypropylene tanks
- For pumping effluent, dirty or clean water
- Automatic level control with built-in float switch
- 115 or 230 vac single phase input



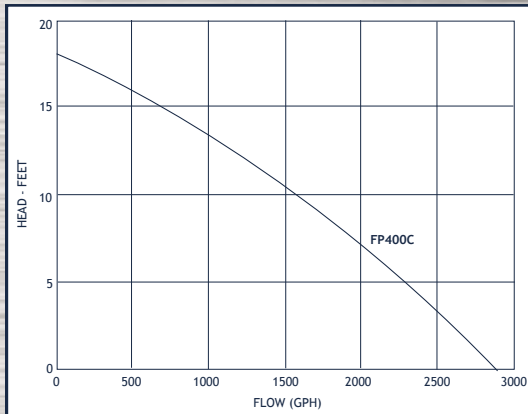
## LITTLE GIANT



3 1/2 or 5 gal. Effluent/Water Sump

## UP TO 2880 GPH, 18' TDH

- Pump/tank system specifically designed for commercial sinks, drains, washing machines
- Ten gallon heavy-duty polypropylene tank
- For pumping effluent, dirty or clean water
- Automatic level control with built-in switch
- 115 vac single phase input



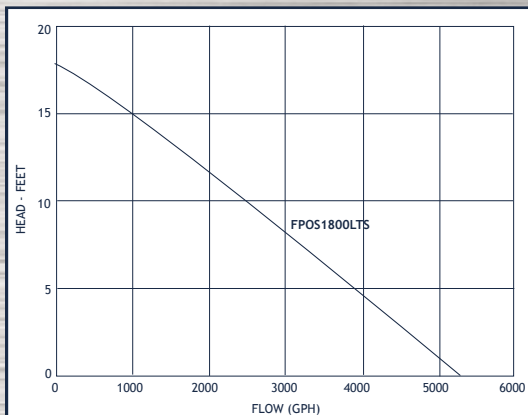
## FLOTEC



10 gal. Effluent/Water Sump

## UP TO 5250 GPH, 18' TDH

- Economical sewage pump/tank system designed for below-grade toilets and laundry facilities
- Thirty gallon basin with 2" check valve
- Non-clog pump will pass up to 2" solids
- Automatic level control with built-in switch
- 115 vac single phase input



## FLOTEC



30 gal. Sewage Sump