

# BRONZE GEAR PUMPS

**CONTENTS** UP TO 10.5 GPM, 100 PSI

**INDEX**

**NEXT**

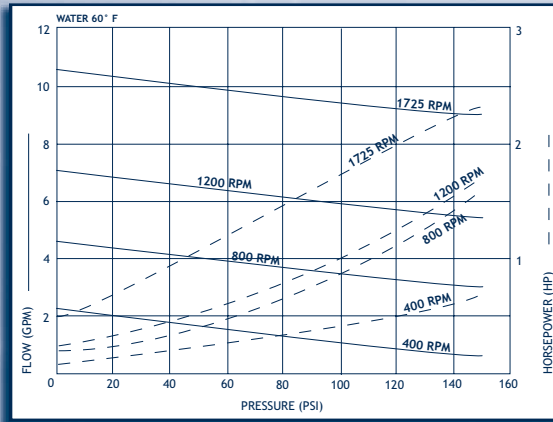
**BACK**

**HOME**


**(150 PSI Intermittent)**

- Bronze housing
- Seal Options: Buna or Viton® lip seal
- Available with or without relief valve in single and three phase, 50 and 60 hz, 12 and 24 vdc, IEEE-45 enclosure and custom configurations that meet MCA, Lloyds, ABS, and USCG specs

• See Page 10, N4000 series for foot mount version



**OBERDORFER**

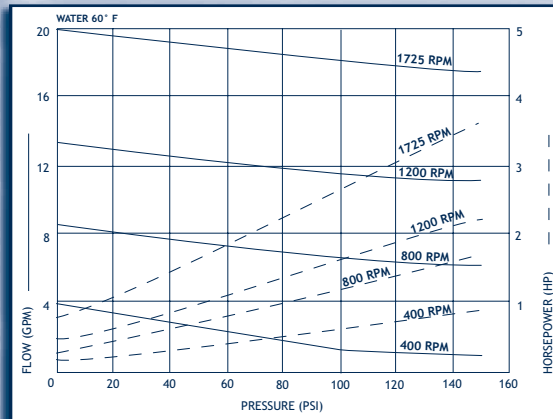


**N994 (1/2" Ports)**


**UP TO 20 GPM, 100 PSI**  
**(150 PSI Intermittent)**

- Bronze housing
- Seal Options: Buna or Viton® lip seal
- Available with or without relief valve in single and three phase, 50 and 60 hz, 12 and 24 vdc, IEEE-45 enclosure and custom configurations that meet MCA, Lloyds, ABS, and USCG specs

• See Page 10, N7000 series for foot mount version



**OBERDORFER**

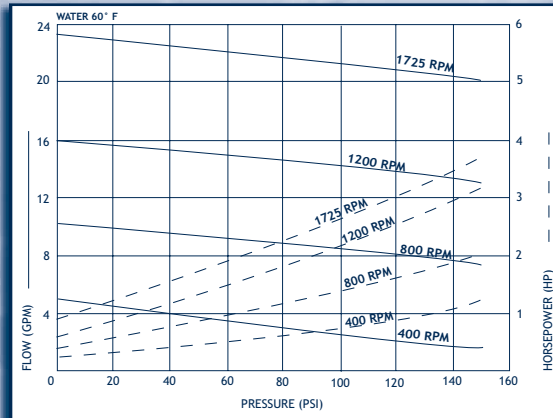


**N970 (3/4" Ports)**


**UP TO 23 GPM, 100 PSI**  
**(150 PSI Intermittent)**

- Bronze housing
- Seal Options: Buna or Viton® lip seal
- Available with or without relief valve in single and three phase, 50 and 60 hz, 12 and 24 vdc, IEEE-45 enclosure and custom configurations that meet MCA, Lloyds, ABS, and USCG specs

• See Page 10, N9000 series for foot mount version



**OBERDORFER**

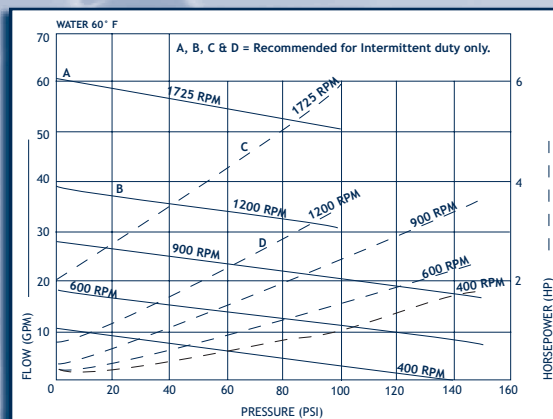


**N990 (1" Ports)**


**UP TO 40 GPM, 100 PSI**  
**(150 PSI Intermittent)**

- Bronze housing
- Seal Options: Buna or Viton® lip seal
- Available in single and three phase, 50 and 60 hz, 12 and 24 vdc, IEEE-45 enclosure and custom configurations that meet MCA, Lloyds, ABS, and USCG specs

• See Page 10, N11HDM series for foot mount version



**OBERDORFER**



**N1100 (1 1/4" Ports)**