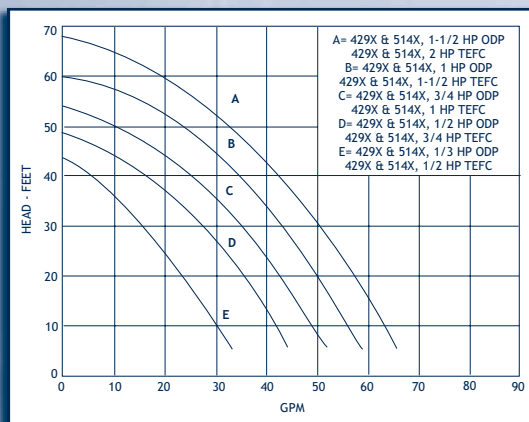


SELF-PRIMING CENTRIFUGALS

- CONTENTS
- INDEX
- NEXT
- BACK
- HOME

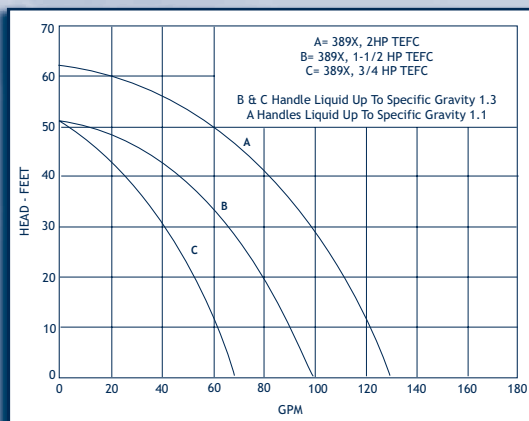
UP TO 66 GPM, 68' TDH

- Temperatures to 200° F
- Semi-open impeller
- Self-priming to 6 ft.
- Construction: 316SS
- Seal Options: Viton® mechanical seal (other materials available)
- Drive Options: pedestal mount, AC and DC voltages, single and three phase, ODP, TEFC, explosion proof, and custom configurations



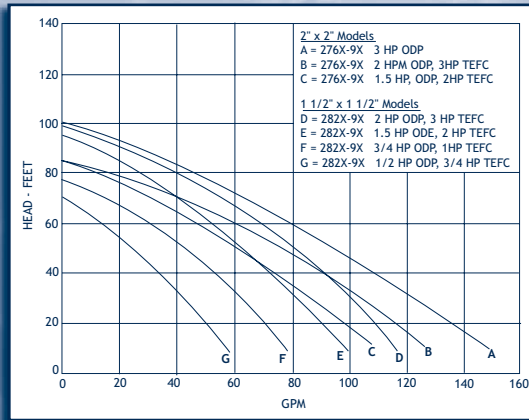
UP TO 130 GPM, 63' TDH

- Temperatures to 200° F
- Semi-open impeller
- Self-priming to 6 ft.
- Construction: bronze or 316SS
- Elastomer Options: Viton® or Teflon®
- Drive Options: pedestal mount, AC and DC voltages, single and three phase, ODP, TEFC, explosion proof and custom configurations



UP TO 150 GPM, 100' TDH

- Temperatures to 200° F
- Semi-open impeller
- Self-priming to 20 ft.
- Construction: 316 Stainless (cast iron available)
- Elastomer Options: Viton®, silicon carbide available
- Drive Options: 1/2 to 3 horsepower, single and three phase, ODP, TEFC, pedestal mount and custom configurations



UP TO 350 GPM, 100' TDH

- Temperatures to 180° F
- Bronze semi-open impeller
- Self-priming to 20 ft.
- Construction: cast iron casing and volute
- Elastomer Options: Buna standard, Viton® available
- Silicone carbide mechanical seal option
- Close couples to 3 hp - 7.5 hp electric motors (one or three phase, TEFC, ODP or XP)

