
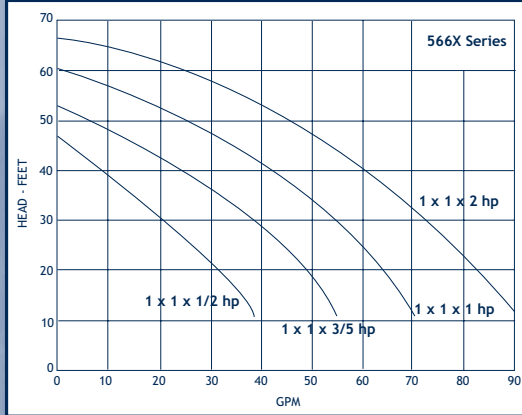


SELF-PRIMING CENTRIFUGALS

AMT



1" Bronze



UP TO 80 GPM, 66' TDH

- Temperatures to 180° F
- Semi-open impeller
- Self-priming to 6 ft.
- Construction: Bronze
- Seal Options: Buna mechanical seal and o-ring
- Drive options: 1/2 hp - 2 hp electric motors in single or three phase, ODP, TEFC or EXP

CONTENTS


INDEX

NEXT

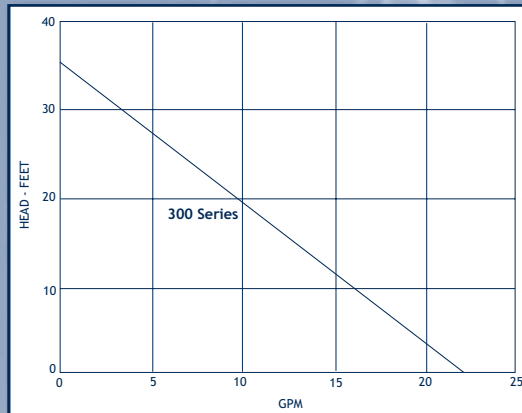
BACK

HOME

OBERDORFER




1" Bronze or Aluminum



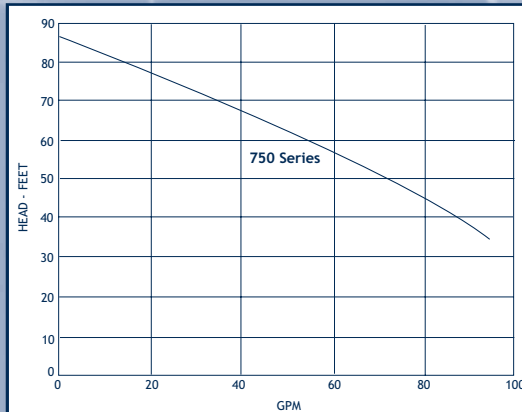
UP TO 22 GPM, 35' TDH

- Temperatures to 300° F
- Semi-open impeller
- Self-priming to 20 ft.
- Construction: bronze
- Seal Options: Buna, Viton® and Teflon®
- Drive Options: pedestal mount, AC and DC voltages, single and three phase, ODP, TEFC, explosion proof, and custom configurations

OBERDORFER




1 1/2" Bronze



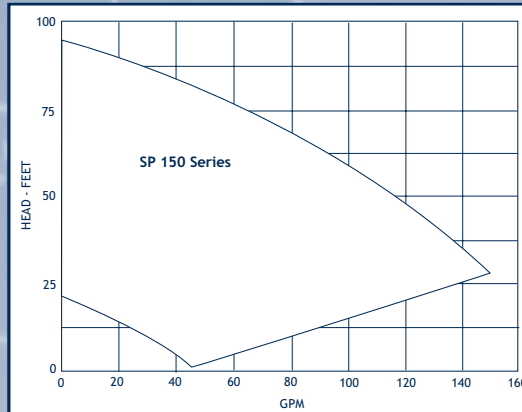
UP TO 94 GPM, 90' TDH

- Temperatures to 300° F
- Open impeller
- Self-priming to 20 ft.
- Construction: bronze
- Seal Options: Buna, Viton® and Teflon®
- Drive Options: pedestal mount, single and three phase, ODP, TEFC, explosion proof and custom configurations

PRICE



1 1/2" 316SS or Cast Iron



UP TO 150 GPM, 95' TDH

- Temperatures to 250° F
- Semi-open impeller
- Self-priming to 20 ft.
- Construction: 316 stainless steel and cast iron
- Multiple Seal Options: Buna, Neoprene, Viton®, EPR, Teflon®, silicon or tungsten carbide faces, and seal flush
- Drive Options: pedestal mount, single and three phase, ODP, TEFC, explosion proof and custom configurations