

ELECTRIC DIAPHRAGM PUMPS

CONTENTS

UP TO 1 GPM, 35 PSI

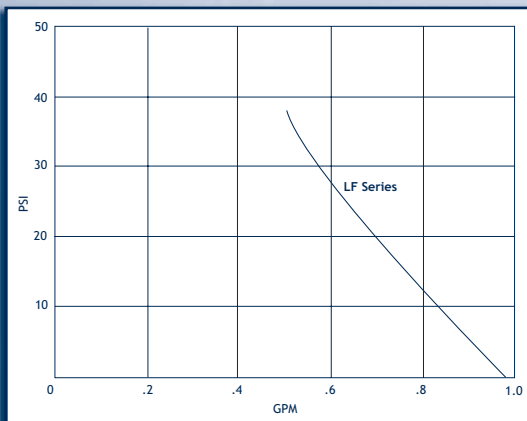
- 35 psi demand switch or manually operated
- Temperatures to 110° F
- Self-priming to 2.5'
- Ports: 3/8" barb
- Voltages: 12vdc
- Wetted parts:
Housing: Polypropylene
Diaphragm: Santoprene
Valves: Viton® or EPDM
Valve Springs: 316SS

INDEX

NEXT

BACK

HOME

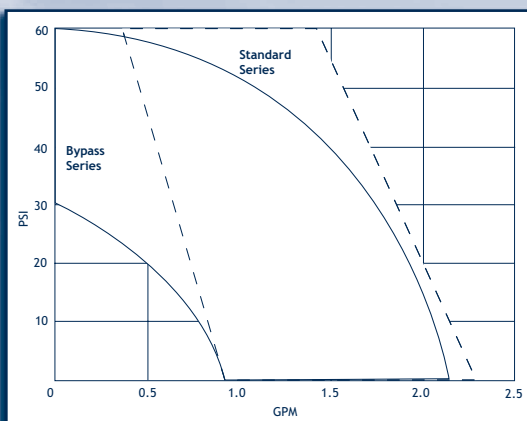


FLOJET

LF Series

UP TO 2.35 GPM, 60 PSI

- 60 or 35 psi demand switch, manually operated or with internal by-pass
- Temperatures to 130° F
- Self-priming to 8'
- Ports: 3/8" FPT
- Voltages: 12, 24 and 32vdc or 115 and 230vac 50/60Hz
- Wetted parts:
Housing: Polypropylene (std) or Nylon
Diaphragm/Valves: Santoprene, Viton®, EPDM or Buna
Exposed Metal: 316SS


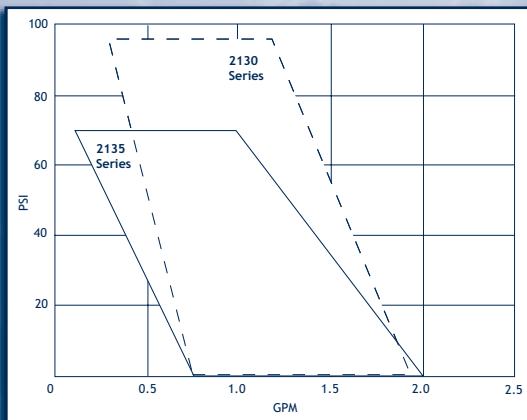


FLOJET

2100 Series

UP TO 2 GPM, 100 PSI

- 100 or 70 psi demand switch
- Temperatures to 160° F
- Self-priming to 8'
- Ports: 1/4" FPT
- Voltages: 12, 24 and 32vdc or 115 and 230vac 50/60Hz
- Wetted parts:
Housing: Polypropylene (std) or Nylon
Diaphragm/Valves: Santoprene, Viton®, EPDM or Buna
Exposed Metal: 316SS

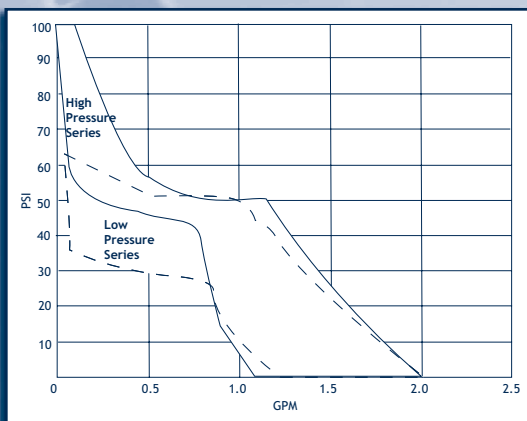


FLOJET

2130, 2135 Series

UP TO 2.2 GPM, 100 PSI

- 15 to 100 psi demand switch or internal by-pass
- Temperatures to 130° F
- Self-priming to 8'
- Ports: 3/8" FPT
- Voltages: 12 and 24 or 115 and 230vac 50/60Hz
- Wetted parts:
Housing: Polypropylene
Diaphragm/Valves: Santoprene, Viton®, EPDM or Buna
Exposed Metal: 316SS



FLOJET

Duplex II Series