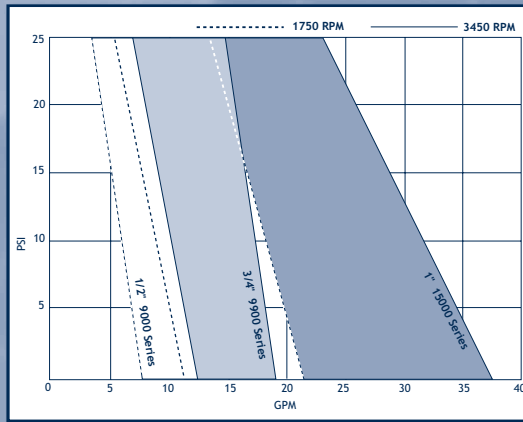


316SS, BRONZE & PHENOLIC FLEXIBLE IMPELLER

SHERTECH



Bronze Close-Coupled



UP TO 37 GPM, 25 PSI

- Temperatures to 180°F
- Viscosities to 500CP
- 3 ft. dry suction lift, 10 ft. when wet
- Heavy duty bronze pump head
- Impellers available in Neoprene and Buna
- Accepts 56C Nema frame motors
- Optional vacuum switch protects from dry run condition
- Pedestal version available

CONTENTS


INDEX

NEXT

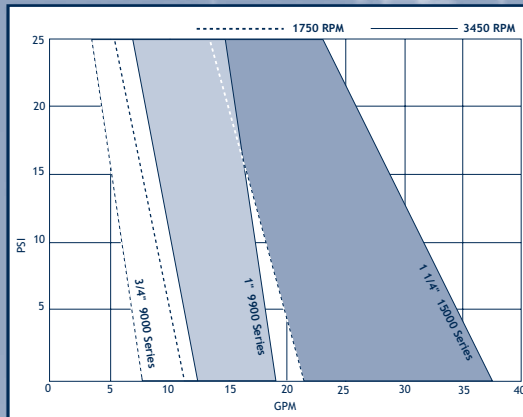
BACK

HOME

SHERTECH




Stainless Close-Coupled



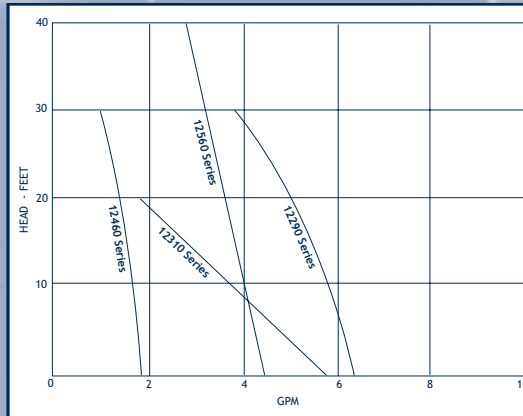
UP TO 37 GPM, 25 PSI

- Temperatures to 180°F
- Viscosities to 500CP
- 3 ft. dry suction lift, 10 ft. when wet
- Heavy duty 316SS pump head
- Impellers available in Neoprene and Buna; Viton mechanical seal standard
- Accepts 56C Nema frame motors
- Optional vacuum switch protects from dry run condition

JABSCO




AC and DC Phenolic Plastic



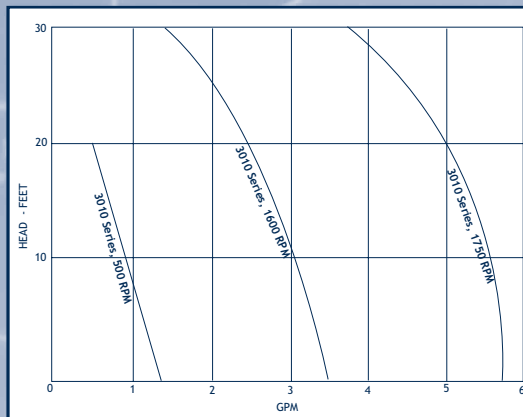
UP TO 66 GPM, 40' TDH

- Temperatures to 180°F
- Dry suction lift 10 ft., 15 ft. primed
- 5/8" hose slip-on ports
- Neoprene impellers standard, Buna and Viton® option in some sizes
- Phenolic plastic heads, hose connections or threaded ports
- 115vac ODP or TEFC; or 12vdc
- 3 prong power cord on 115v models

JABSCO



Low Cost Chemical Pump



UP TO 5.8 GPM, 30 TDH

- Temperatures to 180°F
- Phenolic plastic body
- 5/8" hose slip-on ports
- Neoprene, Buna or Viton® impeller
- Metal internal parts either standard 316SS or Hastelloy B
- Viton lip seal
- Pedestal mounted for direct drive