

CONTENTS

UP TO 7 GPM, 150 PSI

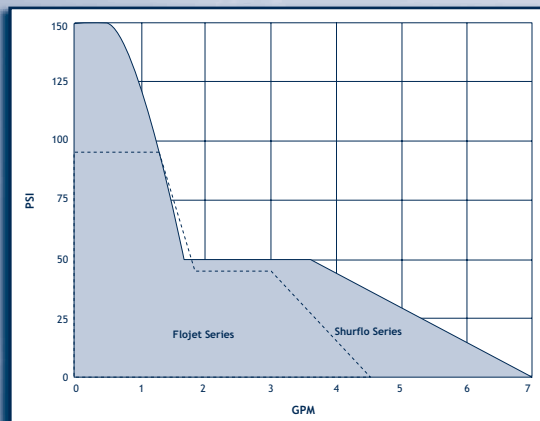
- Temperatures to 180° F
- In AC and DC voltages
- Self-priming to 8 ft.
- See pages 31-33 for complete model selection

INDEX


NEXT

BACK

HOME



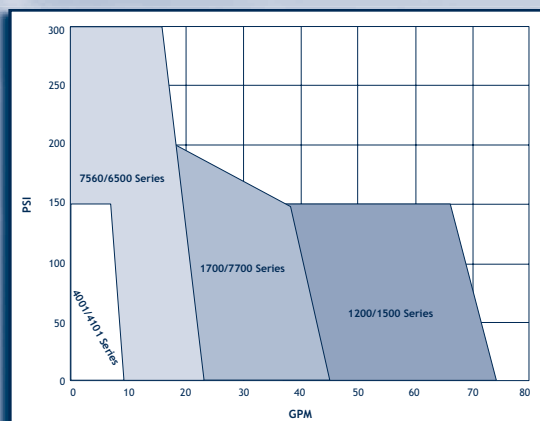
SHURFLO / FLOJET



Up to 150 psi, 7 gpm

UP TO 74 GPM, 300 PSI

- Temperatures to 140° F
- Cast Iron, Ni-Resist or "Silver Series" Alloy housing
- Shaft seal standard is Buna. Viton® is optional.
- Pedestal mounted for direct or pulley drive (PTO drive also available)
- See pages 46-47 for complete selection



HYPRO (Roller)




PTO or Shaft Drive

UP TO 122 GPM, 170 PSI

- Temperatures to 140° F
- Enclosed impeller
- Construction: cast iron or Polypro Housing (Nylon impeller in cast iron version)
- Seal Option: Viton®, Buna and silicon carbide
- Drive Options: hydraulic, PTO, pulley, gear drive, clutch & reverse rotation
- 9000 series requires flooded suction, 9000SP series is self-priming and delivers lower flow than displayed

	10 PSI	20 PSI	40 PSI	60 PSI	80 PSI	100 PSI	120 PSI	140 PSI	160 PSI
RPM	GPM	GPM	GPM	GPM	GPM	GPM	GPM	GPM	GPM
2400	80	65	26						
3600	105	105	92	50					
4200		120	115	98	56				
5000		140	138	130	118	88	45		
5500		140	138	135	130	118	90	60	
6000		140	140	140	135	130	125	100	80

HYPRO (Centrifugal)




Flooded Suction or Self-Priming

UP TO 14 GPM, 580 PSI

- Temperatures to 140° F
- Commonly driven by gas engine and used as an herbicide or insecticide sprayer
- Configuration Options: solid or hollow shaft drive gear reducer
- Recommended control unit: (relief valve and by-pass combo)
9910-Kit 1990 for D19 and D22
9910-GS40GI for D30 and D50

PSI	D19/D22 at 550 rpm		D30 at 550 rpm		D50 at 550 rpm	
	GPM	HP	GPM	HP	GPM	HP
50	5.1	.43	9.5	1.6	14	1.5
100	5	.47	9.3	2	13.8	2
200	4.7	.6	9.1	2.5	13.6	3
300	4.5	.8	9	2.8	13.5	3.5
400			8.7	3.6	13.2	4.5
580			8.45	4.2	12.7	6.5

HYPRO (Diaphragm)



D19, D22, D30 and D50