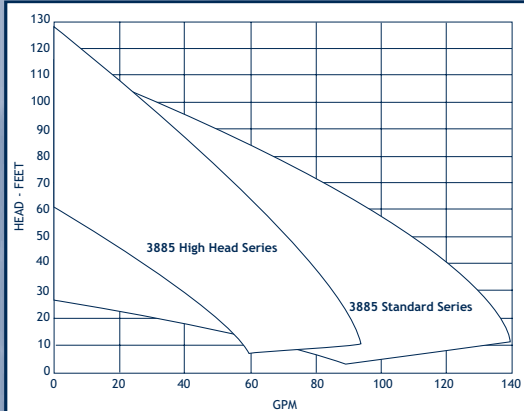


# SUBMERSIBLE SEWAGE AND EFFLUENT PUMPS

## GOULDS G & L



Effluent Series



## UP TO 140 GPM, 128' TDH

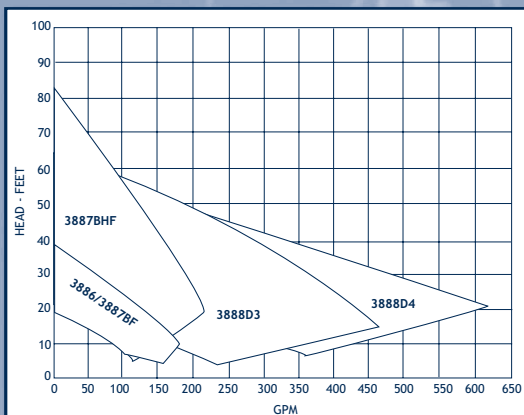
- Very robust design
- Temperatures to 104°F continuous, 140°F intermittent
- Cast iron casing and impeller with stainless steel shaft
- 2" NPT discharge handling dirty effluent water and solids up to 3/4"
- Silicon/Carbide vs. Silicon/Carbide mechanical seal
- 115, 200 or 230v 1PH; 200, 230, 460 or 575v 3PH input power options
- Several different floats available

- [CONTENTS](#)
- [INDEX](#)
- [NEXT](#)
- [BACK](#)
- [HOME](#)

## GOULDS G & L



Sewage Series



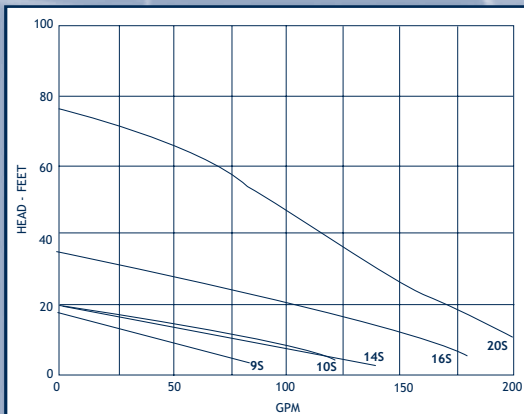
## UP TO 620 GPM, 64' TDH

- Heavy duty industrial design
- Temperatures to 104°F continuous, 140°F intermittent
- Cast iron casing and impeller with stainless steel shaft
- 2", 3" and 4" NPT discharge handling solids up to 3 1/8"
- Silicon/Carbide vs. Silicon/Carbide mechanical seal
- 115, 200 or 230v 1PH; 200, 230, 460 or 575v 3PH input power options
- Several different floats available

## LITTLE GIANT




Sewage Series



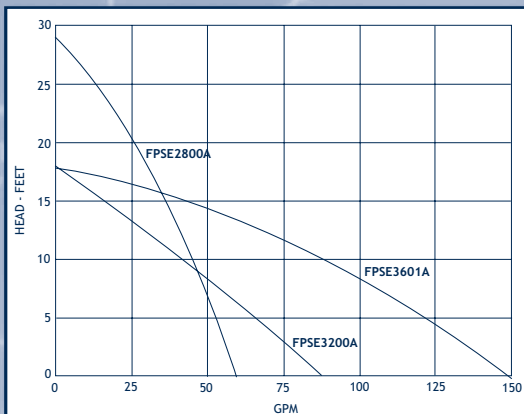
## UP TO 205 GPM, 77' TDH

- Sturdy commercial design
- Temperatures to 140°F intermittent
- Cast iron casing, plastic, cast iron or bronze impellers
- 2" or 3" NPT discharge handling solids up to 2"
- 115 or 208/230v 1PH; 200-208, 230, or 460v 3PH input power options
- Manual or automatic (with optional float switches)

## FLOTEC



Sewage Series



## UP TO 150 GPM, 29' TDH

- Commercial design
- Temperatures to 100°F
- Cast iron casing (FPSE3601A), plastic casing (FPSE3200A and FPSE2800A), cast iron or bronze impellers
- 2" NPT discharge handling solids up to 2"
- 115 vac cord with 3-prong plug
- Automatic level control with float switch (included)