


SUBMERSIBLE / CONDENSATE

CONTENTS	Brands..... Page
INDEX	AMT 114
NEXT	Burks 111
BACK	Flotec 114-117
HOME	Gorman Rupp 113
	Goulds G & L..... 115, 116
	Lancaster 117
	Little Giant 111-113,
 115-117
	March 110-113
	Proven 113
	Rule 118
	Simer 114
	Warren-Rupp 113

Categories.... Page
Boiler Condensate 111
Column Sump 76, 114
Condensate 110, 111
Effluent 115-117
Fountain 112-116
Parts Washer 128
Pond 112-116
Pool Cover 120
Roof 113, 114
Sewage 116, 117
Sump 112-118
Vertical Sump 76, 114

BOILER CONDENSATE RETURN SYSTEM



Burks GV series condensate return systems are an integrated pump/tank assembly for commercial and industrial boilers. The pumps are cast iron/bronze fitted simplex and duplex systems that are available with float level switches and controls. The tanks come in 9, 14, 23 and 36 gallon sizes. For more information see page 111.

DC WELL TEST PUMP WILL GO DOWN A 2" WELL CASING!

These inexpensive submersible DC well test pumps will easily fit down a 2" diameter well. The pumps can even be put in series to test wells as deep as 150 feet! They are also often used for solar and battery powered water well delivery. See page 124 for details.



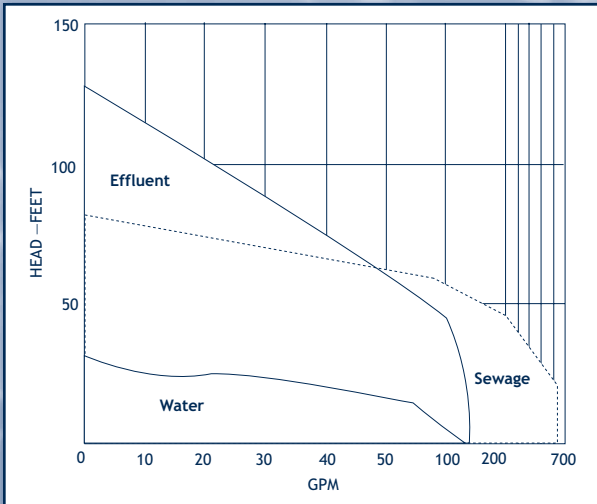

THE HEAVY DUTY 12VDC SUBMERSIBLE EVERY MUNICIPALITY OR UTILITY COMPANY NEEDS!



This Gorman Rupp (also sold under the Warren-Rupp part number SPA-1 1/2E) has a rugged yet lightweight aluminum housing and solid cast iron impeller for durability. It was designed with the municipal and utility truck market in mind as a portable 12 vdc dewatering pump. It comes equipped with a thirty foot power cord with jumper cable style battery clips for easy attachment to a 12 vdc truck or automobile battery. See page 113 for more details.

NEED A HUGE COLUMN SUMP PUMP?

Of course we handle the standard 1/2 to 3/4 hp. But what if you need something larger... much larger? Say up to 100,000 gallons per hour! We can supply a pump that large as well. See the Kerr industrial sump pumps on page 76 for additional information or call us for specs on the exact model you require.



RULES OF THUMB

Horizontal Run Adds To Head Requirement! In selecting any pump, you need to remember the horizontal run is as important to your head requirement as your vertical run. This is especially critical in sump and condensate pump applications since typically neither type develops much discharge head to begin with. See our pipe and hose friction charts on pages 136 and 137 or call us for assistance in calculating your application's required head.

Hot Water Headaches! Water boils at 212°F at sea level. If your application calls for pumping water over 212°F and it is in a closed system that is under pressure verify your pump is rated beyond your system's pressure.

Not Many Submersible Pumps Can Handle Boiler Condensate... It's Hot! Submersible motors are cooled by the liquid being pumped. Hot liquid will not allow the motor to dissipate heat quickly enough and it will overheat. We recommend a vertical centrifugal or the Burks GV series (shown on page 111).