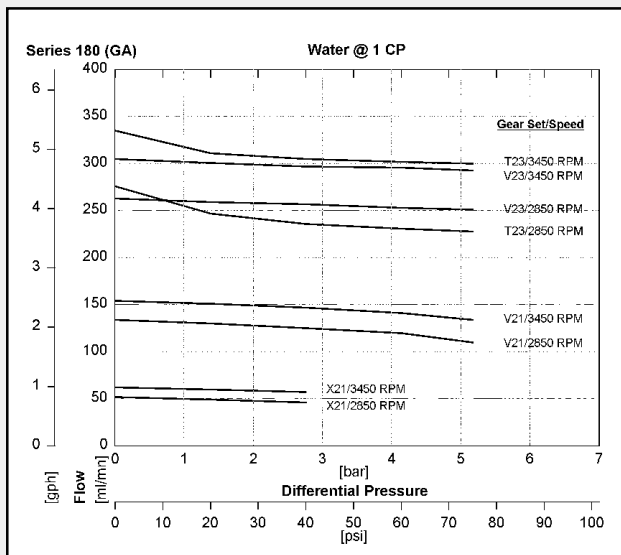


316SS / ALLOY 20 / HASTELLOY MAG DRIVE



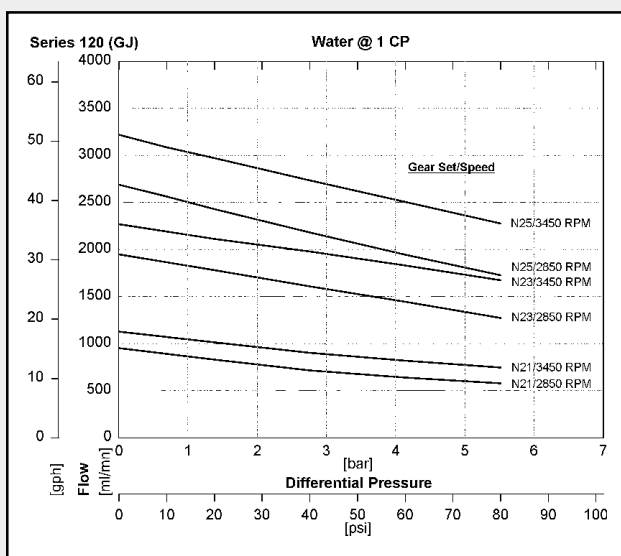
UP TO .1 GPM, 75 PSI .4 L/MIN., 5.2 BAR

- Suction shoe design
- Temperatures to 250° F
- C-Face or compact motor mount
- Housing Options: 316 Stainless Steel, Alloy 20, Titanium, Hastelloy C-276, Hastelloy B-2
- Gear Options: Carbon Graphite, PPS, PEEK, PPSKV
- Static Seal Options: Teflon, Viton, EP, Buna N, Kalrez



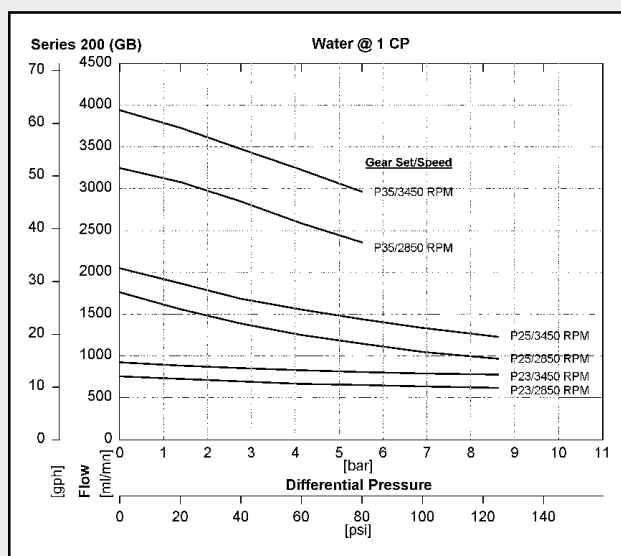
UP TO .9 GPM, 80 PSI 3.2 L/MIN, 5.5 BAR

- Conventional gear/cavity design
- Temperatures to 250° F
- C-face or compact motor mount
- Housing Options: 316 Stainless Steel, Alloy 20, Titanium, Hastelloy C-276, Hastelloy B-2
- Gear Options: PPS, PEEK, Teflon
- Static Seal Options: Teflon



UP TO 1.1GPM, 125 PSI 4.1 L/MIN, 8.6 BAR

- Suction shoe design technology
- Temperatures to 250° F
- C-face or compact motor mount
- Housing Options: 316 Stainless Steel, Alloy 20, Titanium, Hastelloy C-276, Hastelloy B-2
- Gear Options: PPS, PEEK, PPSKV
- Static Seal Options: Viton, EP, Buna N, Kalrez



FOR ENGINEERING AND PUMP SELECTION ASSISTANCE CALL DEPCO AT 1-800-446-1656