


Centrifugal pumps are primarily used for higher volume, lower pressure duties handling lower viscosity mild to aggressive liquids. They are typically selected to transfer or circulate products ranging from mouthwash to molten salt. Depco has the proper pump/drive combination to match your needs. (See page 100-101 for Hygienic/Sanitary models).

MINI – 3/8" AIR DRIVE




This pump is shown actual size! (Almost). It is a magnetic drive, variable speed, air driven, 316 stainless steel centrifugal. See page 76 for details.

SHRIMP FARM RECIRCULATOR




Sometimes a stripped down sanitary centrifugal is just the best pick for the job! Threaded ports, unpolished finish, 316L SS construction and open impeller made this pump perfect for a shrimp farm.

HIGH HEAD – AIR DRIVE



This explosion proof air driven centrifugal is variable speed (300-3000 rpm) and high pressure (60 psi). This pump is used in a system that pre-treats airplanes before paint is applied. (See page 80).

6" SELF-PRIMER



Just cause we're a small pump specialist doesn't mean we can't do a nice job on the larger ones! Here is a 6" solids handling self-priming centrifugal complete with base, guard and coupling. (See page 63).

HIGH HEAD – DIESEL



This diesel powered self-priming pump will lift 20', develop pressures to 60 psi and is available in cast iron or bronze construction. (See page 62)

316SS SELF-PRIMER



This 316 stainless steel self-priming centrifugal with explosion proof 3 phase motor, type 9 Teflon seal and custom 304SS base ships in 3 days!!! Call us with your IMMEDIATE needs.

FOR ENGINEERING AND PUMP SELECTION ASSISTANCE CALL DEPCO AT 1-800-446-1656