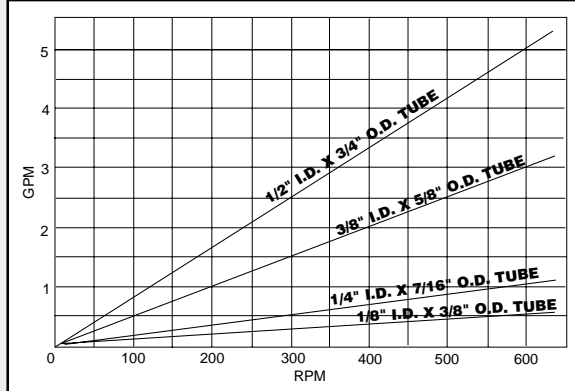


LITTLE GIANT



LG-100/LG-300 (0-5 gpm)




Model	Recommended Tube Sizes (I.D. X O.D.)	Pump Pulley (In.)
LG-100	1/8" x 3/8" or 1/4" x 1/2"	6
LG-300	3/8" x 5/8" or 1/2" x 3/4"	6

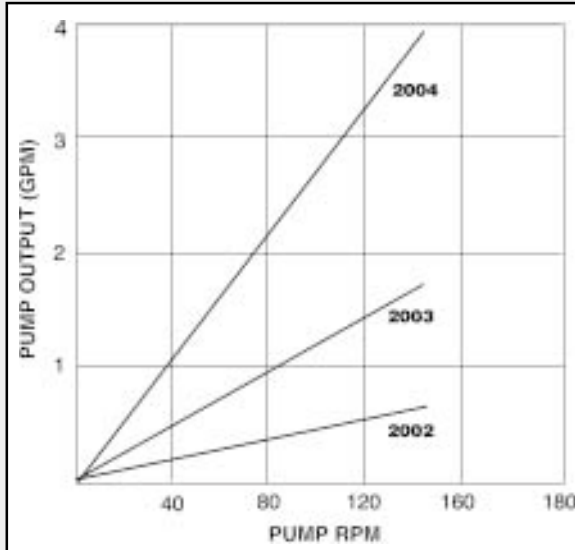
UP TO 5 GPM

- Intermittent duty
- Uses standard commercially available hoses
- Belt drive at 700 rpm max
- Variable speed drive available

VECTOR



2002 - 2004 (0-5 gpm)



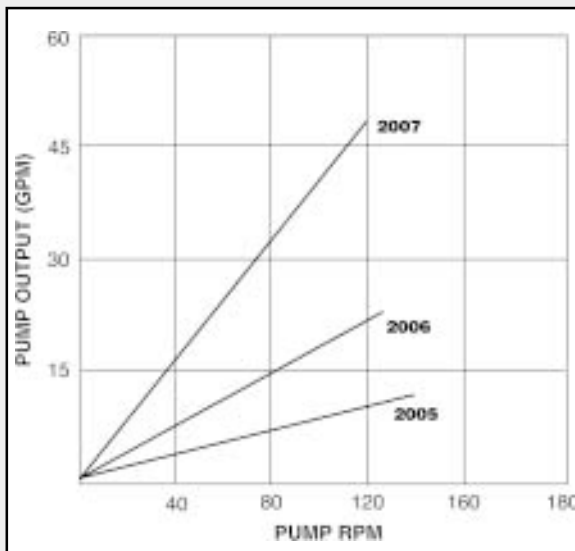
UP TO 4 GPM, 60 PSI

- Up to 210°F
- Viscosities to 15,000 cps
- Solids to 35%
- Hose Options:
Extruded
Neoprene
Hypalon
Varprene
Silicone
Braided
Natural Rubber
Nitrile Rubber
EPDM
Hypalon

VECTOR



2005 - 2007 (0-50 gpm)



UP TO 50 GPM, 60 PSI

- Up to 210°F
- Viscosities to 15,000 cps
- Solids to 35%
- Hose Options:
Extruded
Neoprene
Hypalon
Varprene
Silicone
Braided
Natural Rubber
Nitrile Rubber
EPDM
Hypalon

FOR ENGINEERING AND PUMP SELECTION ASSISTANCE CALL DEPCO AT 1-800-446-1656