

# BRONZE FLEXIBLE IMPELLER



## 115 VAC, 4 – 23 GPM, 26 PSI, IN BRONZE

These versatile 115 vac utility pumps will instantly prime for transfer, sump, or recirculation applications. All models come with a stainless steel shaft, lip seal and the choice of Neoprene or Nitrile impeller.

MODEL NUMBER	MAX GPM	PORT SIZE	WEIGHT IN LBS.	OVERALL DIMENSIONS (H x W x L)
12520 Series	5.8	1/2" FPT, 3/4" GHT	12	8" x 6" x 9 1/2"
11810 Series	9.5	1/2" FPT, 3/4" GHT	20	7 3/4" x 7 1/4" x 10 1/2"
6050 Series	23	1" FPT	36	8 19/32" x 8" x 13 1/32"

12520 Series (1/2" FPT, 3/4" GHT)		
TOTAL HEAD		FLOW
PSI	FT.	GPM
4.3	10	5.8
8.7	20	5.4
13.0	30	4.8
17.3	40	4.0

11810 Series (1/2" FPT, 3/4" GHT)		
TOTAL HEAD		FLOW
PSI	FT.	GPM
4.3	10	9.5
8.7	20	7.6
13.0	30	6.0
17.3	40	4.2

**JABSCO**



**115 VAC (1/2", 3/4" & 1" Ports)**


6050 Series (1" FPT)		
TOTAL HEAD		FLOW
PSI	FT.	GPM
4.3	10	23.0
8.7	20	22.0
17.3	40	19.5
26.0	60	15.5

## 12 & 24 VDC, 1 – 7.3 GPM, 13 PSI, IN BRONZE

These compact DC flexible impeller pumps will instantly prime for transfer, sump, or recirculation applications. All models come with a stainless steel shaft, lip seal, and the choice of Neoprene or Nitrile impeller.

MODEL NUMBER	MAX GPM	PORT SIZE	WEIGHT IN LBS.	OVERALL DIMENSIONS (H x W x L)
8860 Series	1.7	3/8" FPT, 3/4" GHT	4.0	3 3/8" x 3 3/4" x 6 3/4"
6360 Series	5.4	1/2" FPT, 3/4" GHT	6.8	3 3/8" x 4 3/4" x 6 1/2"
16360 Series	7.3	1/2" FPT, 3/4" GHT	9.0	3 3/8" x 4 3/4" x 6 7/8"

**JABSCO**



**12 & 24 VDC (3/8", 1/2" & 3/4")**

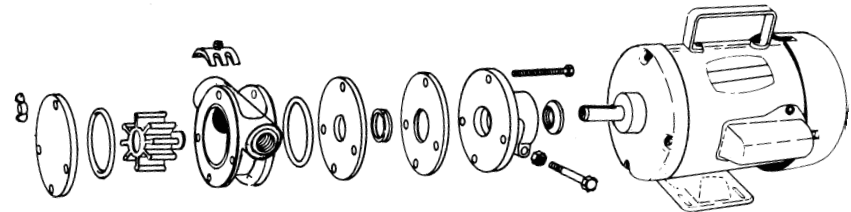
8860 Series (3/8" FPT, 3/4" GHT)		
TOTAL HEAD		FLOW
PSI	FT.	GPM
4.3	10	1.7
8.7	20	1.4
13.0	30	1.0

6360 Series (3/8" FPT, 3/4" GHT)		
TOTAL HEAD		FLOW
PSI	FT.	GPM
4.3	10	5.4
6.5	15	4.2
8.7	20	2.8

16360 Series (3/8" FPT, 3/4" GHT)		
TOTAL HEAD		FLOW
PSI	FT.	GPM
4.3	10	7.3
6.5	15	6.8
8.7	20	5.8


## REPLACEMENT PUMPS AND SERVICE PARTS FOR "CLASSIC" JABSCO PUMPS

There is a huge population of the original "classic" Jabsco industrial pumps still operating in the field. Many have not been manufactured for 5, 10 or even 20 years. Depco maintains a large inventory of parts and replacement pumps (where available) to keep your systems up and running. So don't despair, call Depco for help!



340, 347, 485, 903, 1270, 4720, 5600, 12490, 12850, 12860, 14510, 14540, 17000, 17020, 17430, 17590 series and many more.

**JABSCO**



**"Classic" Pumps**

**FOR ENGINEERING AND PUMP SELECTION ASSISTANCE CALL DEPCO AT 1-800-446-1656**