


**SHURFLO**



**60, 100 and 150 PSI Pumps**

**60, 100 & 150 PSI DIAPHRAGM PRESSURE PUMPS**

Below are several of the more popular Shurflo soil extraction pumps. All models displayed are 115 vac with 3/8" FPT. See page 38 for additional models.

Model Number	Voltage	GPM	Switch	By-Pass	Valves	Diaphragm	Body	Ports
8005-233-236	115 vac	1.4	60 psi	No	EPDM	Santoprene	Polypro	3/8" FPT
8005-533-236	115 vac	1.4	60 psi	No	Viton	Santoprene	Polypro	3/8" FPT
8000-713-238	115 vac	1.6	100 psi	No	EPDM	Santoprene	Nylon	3/8" FPT
8000-813-238	115 vac	1.6	100 psi	No	Viton	Santoprene	Nylon	3/8" FPT
8000-912-288	115 vac	1.4	100 psi	Yes	EPDM	Santoprene	Nylon	3/8" FPT
8000-812-288	115 vac	1.4	100 psi	Yes	Viton	Santoprene	Nylon	3/8" FPT
8000-869-239	115 vac	1.5	150 psi	No	Viton	Santoprene	Nylon	3/8" FPT
8000-963-239	115 vac	1.3	150 psi	No	EPDM	Santoprene	Nylon	3/8" FPT

**FLOJET**




**60 and 100 PSI Pumps**

**60 & 100 PSI DIAPHRAGM PRESSURE PUMPS**

Below are several of the more popular Flojet soil extraction pumps. All models displayed are 115 vac. See page 36, 37 and 39 for additional Flojet pump information.

Model Number	GPM	Switch	By-Pass	Valves	Diaphragm	Body	Ports
2100-032	1.6	60 psi	None	Santoprene	Santoprene	Polypro	3/8" FPT
2100-022	1.6	60 psi	None	Santoprene	Santoprene	Polypro	3/8" FPT
2100-549	1.4	None	50 psi	EPDM	EPDM	Nylon	1/4" FPT
2130-032	1.8	100 psi	None	EPDM	EPDM	Nylon	1/4" FPT
2130-533	1.6	100 psi	Yes	EPDM	EPDM	Nylon	1/4" FPT

**OBERDORFER/LITTLE GIANT**




**35 and 60 PSI Pumps**

**35 & 60 PSI CENTRIFUGAL PRESSURE PUMPS**

These pumps were the original pump of choice for portable machines. Several of the Oberdorfer models are dry running and all models from both brands require flooded suction.

Model Number	Brand Name	Volts AC	Max GPM	Max PSI	Seal Type	Dry Running	Port Size
OB 144-1-A44	Oberdorfer	115	2.2	35	Buna	Yes	3/8" OD
OB 142-1-A46	Oberdorfer	115	2.2	35	Viton	No	3/8" OD
OB 144-1-A54	Oberdorfer	115	2.4	67	Buna	Yes	3/8" OD
OB 144-1-A44	Oberdorfer	115	2.2	35	Buna	Yes	3/8" OD
LG 35-OM	Little Giant	115	2.2	35	Buna	No	3/8" OD

**CAT/HYDRA-CELL**



**High Pressure Truck Mounts**

**HIGH PRESSURE TRUCK MOUNTED PUMPS**

Cat, Hypro, Hydra-cell, Giant and many other manufacturers make high pressure truck mounted pumps that are electric or engine driven. Depco stocks many of the complete pumps and service parts to get your system back up and operating. Call us for assistance. Below is a quick reference on additional high-pressure pump information in this catalog.

Pump Brand	Pump Type	Page Number
Cat Pumps	Piston and Plunger	90 and 91
Hydra-Cell	Diaphragm	85-88
Hypro	Piston and Plunger	91
Giant	Plunger	91