

BRONZE GEAR PUMPS

CONTENTS

ENGINE COOLING

INDEX

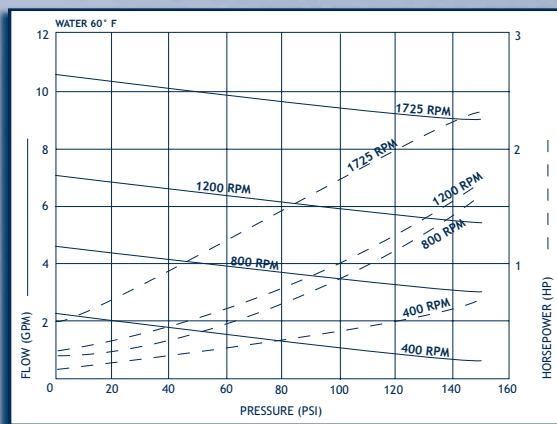
HOME

NEXT


BACK

UP TO 10.5 GPM, 100 PSI (150 PSI Intermittent)

- Bronze housing
- Seal Options: Buna or Viton® lip seal
- Available with reversing switch
- Available with or without relief valve in single and three phase, 50 and 60 hz, 12 and 24 vdc, IEEE-45 enclosure and custom configurations that meet MCA, Lloyds, ABS, and USCG specs



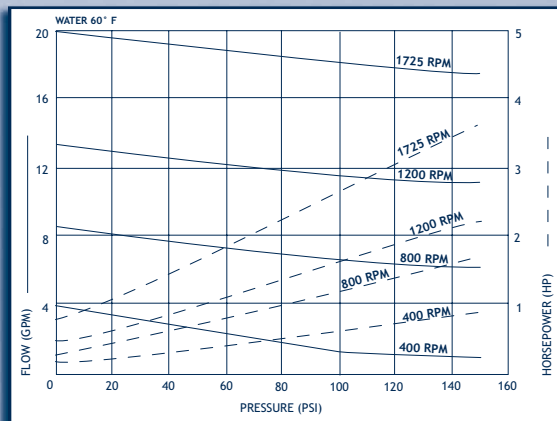
OBERDORFER




N994 (1/2" Ports)

UP TO 20 GPM, 100 PSI (150 PSI Intermittent)

- Bronze housing
- Seal Options: Buna or Viton® lip seal
- Available with reversing switch
- Available with or without relief valve in single and three phase, 50 and 60 hz, 12 and 24 vdc, IEEE-45 enclosure and custom configurations that meet MCA, Lloyds, ABS, and USCG specs



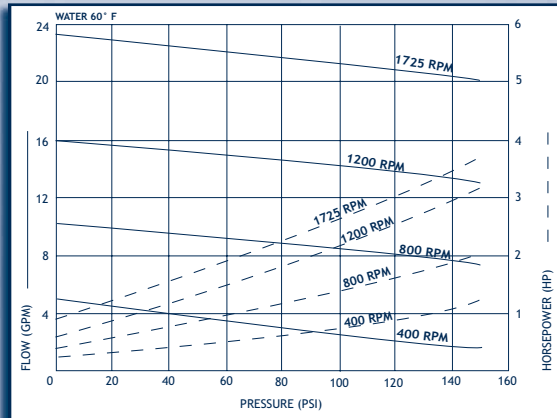
OBERDORFER




N970 (3/4" Ports)

UP TO 23 GPM, 100 PSI (150 PSI Intermittent)

- Bronze housing
- Seal Options: Buna or Viton® lip seal
- Available with or without relief valve in single and three phase, 50 and 60 hz, 12 and 24 vdc, IEEE-45 enclosure and custom configurations that meet MCA, Lloyds, ABS, and USCG specs



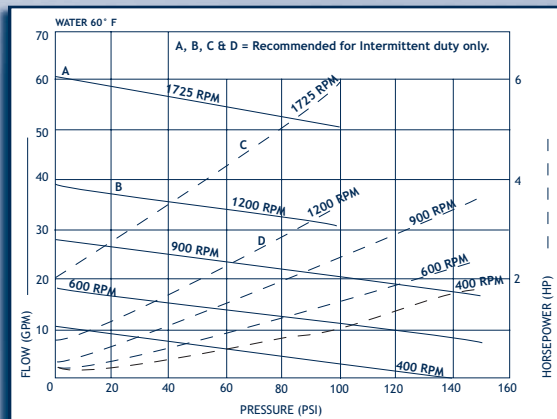
OBERDORFER




N990 (1" Ports)

UP TO 40 GPM, 100 PSI (150 PSI Intermittent)

- Bronze housing
- Seal Options: Buna or Viton® lip seal
- Available in single and three phase, 50 and 60 hz, IEEE-45 enclosure and custom configurations that meet MCA, Lloyds, ABS, and USCG specs



OBERDORFER



N1100 (1 1/4" Ports)