
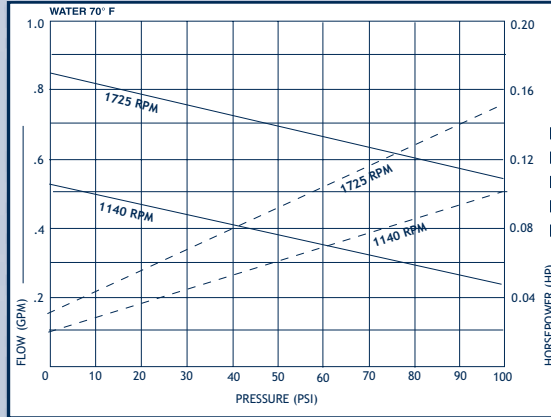


# BRONZE GEAR PUMPS

## OBERDORFER



N999 (1/4" Ports)



## UP TO .9 GPM, 100 PSI

- Bronze housing
- Seal Options: Buna or Viton® lip seal
- Optional relief valve
- Available with reversing switch
- Available with or without relief valve in single and three phase, 50 and 60 hz, 12 and 24 vdc, IEEE-45 enclosure and custom configurations that meet MCA, Lloyds, ABS, and USCG specs

CONTENTS

ENGINE COOLING


INDEX

HOME

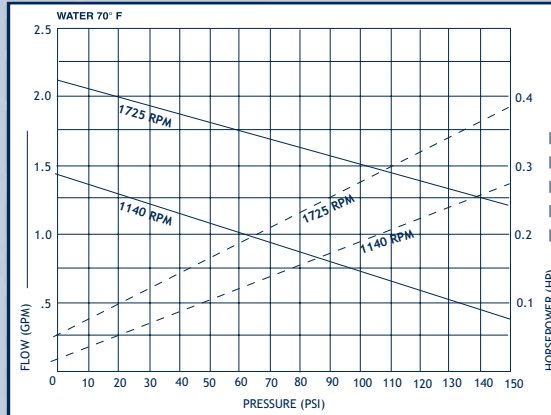
NEXT

BACK

## OBERDORFER




N991 (1/4" or 3/8" Ports)



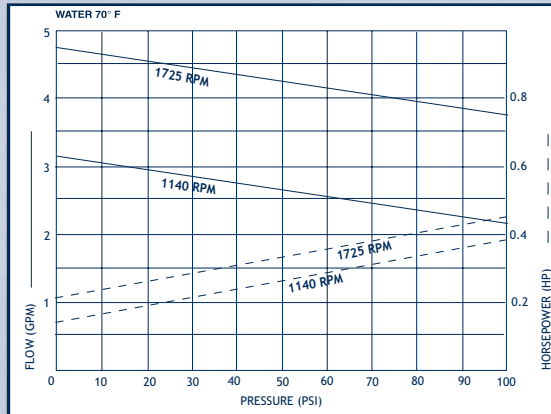
## UP TO 2 GPM, 100 PSI (150 PSI Intermittent)

- Bronze housing
- Seal Options: Buna or Viton® lip seal
- Available with reversing switch
- Available with or without relief valve in single and three phase, 50 and 60 hz, 12 and 24 vdc, IEEE-45 enclosure and custom configurations that meet MCA, Lloyds, ABS, and USCG specs

## OBERDORFER




N992 (3/8" Ports)



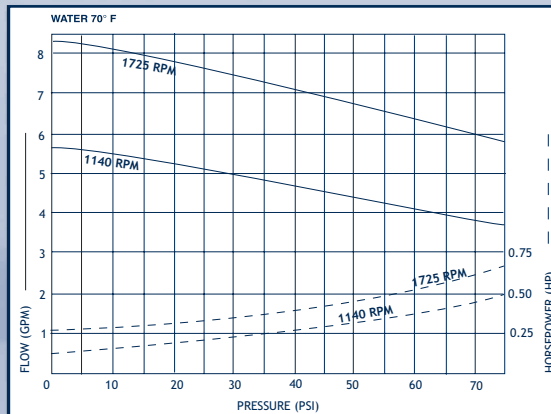
## UP TO 4 GPM, 100 PSI (150 PSI Intermittent)

- Bronze housing
- Seal Options: Buna or Viton® lip seal
- Available with reversing switch
- Available with or without relief valve in single and three phase, 50 and 60 hz, 12 and 24 vdc, IEEE-45 enclosure and custom configurations that meet MCA, Lloyds, ABS, and USCG specs

## OBERDORFER



N993 (3/8" or 1/2" Ports)



## UP TO 7 GPM, 75 PSI

- Bronze Housing
- Seal Options: Buna or Viton® lip seal
- Available with reversing switch
- Available with or without relief valve in single and three phase, 50 and 60 hz, 12 and 24 vdc, IEEE-45 enclosure and custom configurations that meet MCA, Lloyds, ABS, and USCG specs