


GRUNDFOS, FLOTEC AND "PAR" JABSCO

GRUNDFOS




JPS Series / MQ Series

15 - 30 GPM STAINLESS STEEL WATER SYSTEMS

The Grundfos JPS series water system comes complete with 50 psi automatic pressure switch and your choice of 115 vac or 230 vac electric motor. An accumulator tank is recommended (see page 20). The Grundfos MQ series comes with it's own accumulator tank, dry-run protection, check valve and your choice of 115 vac or 230 vac electric motor. See page 77 for other high flow water systems.

Model	GPM at 20 PSI	HP	Volts	Inlet & Outlet	Description
GF JPS2	15	1/2	115 or 230 vac	1" MPT	Water system with 50 psi switch
GF JPS4	30	1	115 or 230 vac	1" MPT	Water system with 50 psi switch
GF MQ 3-35	17	3/4	115 or 230 vac	1" MPT	Water system with accumulator and dry tank protection
GF MQ 3-45	20	1	115 or 230 vac	1" MPT	Water system with accumulator and dry tank protection

FLOTEC




Stainless / Thermoplastic

UP TO 9.6 GPM STAINLESS AND THERMOPLASTIC WATER SYSTEMS

Flotec manufactures two domestic water system pumps that are a cost effective AC powered fresh water supply pump for marine vessels. The FP4822 series has a stainless steel housing, optional 15 gallon stainless steel accumulator tank, 50 psi pressure switch and delivers a full 9.6 gpm at 40 psi. The FP 4012 and 4022 series have a thermoplastic housing, 50 psi pressure switch and delivers up to 8.1 gpm at 40 psi.

Model	HP	Volts AC	GPM at 40 PSI	Inlet/Outlet	Description
FLT FP4822	3/4	115/230	9.6	1 1/4" FPT/1" FPT	Stainless Steel Pump
FLT FP482215H	3/4	115/230	9.6	1 1/4" FPT/1" FPT	SS Pump w/Accumulator
FLT FP4022-10	3/4	115/230	12.0	1 1/4" FPT/1" FPT	Thermoplastic Pump
FLT FP4012-10	1/2	115	8.0	1 1/4" FPT/1" FPT	Thermoplastic Pump
SR PNC-10	1/2	115/230	8.0	1 1/4" FPT/1" FPT	Thermoplastic Pump

JABSCO



36800 / 36900

3.3 - 4.2 GPM CLASSIC JABSCO "PAR" WATER SYSTEMS

The proven "PAR" diaphragm pump design has stood the test of time. They are self-priming, can run dry, come with a built-in check valve, 39 psi pressure switch, and pulsation dampener. See page 157 for service parts. An accumulator tank is recommended (see page 20).

Model	Max GPM	Volts	Amps/Fuse Size	Inlet / Outlet	Dimensions (H x W x L)
JA 36900-1000	4.2	12 vdc	7.5/15	1/2" or 5/8" Barb	10 1/8" x 6 1/2" x 9 7/8"
JA 36900-1010	4.2	24 vdc	3.8/5	1/2" or 5/8" Barb	10 1/8" x 6 1/2" x 9 7/8"
JA 36900-1020	4.2	32 vdc	3/4	1/2" or 5/8" Barb	10 1/8" x 6 1/2" x 9 7/8"
JA 36900-1030	4.2	115 vac	0.8/5	1/2" or 5/8" Barb	10 1/8" x 6 1/2" x 9 7/8"
JA 36800-1000	3.3	12 vdc	6/8	1/2" or 5/8" Barb	8 3/8" x 6 1/2" x 9 7/8"
JA 36800-1010	3.3	24 vdc	3/4	1/2" or 5/8" Barb	8 3/8" x 6 1/2" x 9 7/8"
JA 36800-1020	3.3	32 vdc	2/3	1/2" or 5/8" Barb	8 3/8" x 6 1/2" x 9 7/8"
JA 36800-1031	3.3	115 vac	0.6/1.5	1/2" or 5/8" Barb	8 3/8" x 6 1/2" x 9 7/8"

JABSCO



36950 / 37215

2.1 - 3.0 GPM CLASSIC JABSCO "PAR" WATER SYSTEMS

These "PAR" diaphragm pumps have been used for over 40 years by boat manufacturers throughout the world. Their design is self-priming and dry running. The 36950 series is belt driven while the 37215 series motor is directly coupled to the diaphragm by a connecting rod. See page 157 for 36950 series service parts and page 155 for 37215 series service parts. An accumulator tank is recommended (see page 20).

Model	Max GPM	Volts	Amps/Fuse Size	Inlet / Outlet	Dimensions (H x W x L)
JA 36950-2000	3.0	12 vdc	6/8	1/2" or 5/8" Barb	8 1/2" x 6 1/2" x 7 1/2"
JA 36950-2010	3.0	24 vdc	3/4	1/2" or 5/8" Barb	8 1/2" x 6 1/2" x 7 1/2"
JA 36950-2020	3.0	32 vdc	2/3	1/2" or 5/8" Barb	8 1/2" x 6 1/2" x 7 1/2"
JA 37215-2012	2.1	12 vdc	5.5/7	1/2" or 5/8" Barb	8 1/2" x 6 1/2" x 7 1/2"
JA 37215-2024	2.1	24 vdc	4.0/5	1/2" or 5/8" Barb	8 1/2" x 6 1/2" x 7 1/2"

CONTENTS

ENGINE COOLING

INDEX

HOME

NEXT

BACK