

CONTENTS

ENGINE COOLING

INDEX

HOME

NEXT

BACK


GAS OR DIESEL PUMP DRIVEN BY COMPRESSED AIR

The Yamada air operated diaphragm pumps utilize compressed air to move gasoline or diesel at rates up to 49 gpm. The below pumps are aluminum construction and are available in 3/4" or 1" ports and with Buna (for diesel) or Viton® (for gasoline) diaphragms.

Diesel (Buna) Model Number	Gasoline (Viton) Model Number	Port Size	Minimum CFM*	Max GPM at Min CFM	Maximum CFM	Max GPM at Max CFM
YA NDP-20BAN	YA NDP-20BAV	3/4"	5	15	15	28
YA NDP-25BAN	YA NDP-25BAV	1"	10	26	30	49

* CFM = cubic feet of air per minute

YAMADA




Air Driven

12 - 15 GPM, EXPLOSION PROOF, DRUM OR TANK MOUNT IN AC AND DC

These pumps by Fill-Rite come with a 2" bung adaptor, built-in check valve, 12' x 3/4" diameter Buna hose with aluminum nozzle for unleaded gas. The 12 and 24 vdc versions also come with an adjustable suction tube (22" to 40"), which is available as an option on the 115 vac model. Each pump is protected by a thermal overload. The AC model is rated continuous duty while the DC models are rated at 30 minutes duty.

Model	Voltage	GPM	Mounting	Weight
FR 1210C	12 vdc	12	2" Bung	31 lbs
FR 2410	24 vdc	12	2" Bung	31 lbs
FR FR-700	115 vac	15	2" Bung	45 lbs

FILL-RITE




115 vac, 12 vdc and 24 vdc

HEAVY DUTY BRONZE HAND PUMP WITH 26' LIFT

The Super Lario series by Gianneschi is recommended for installations requiring high suction lift. Its double acting piston will create a suction capable of lifting up to 26 feet! Build for years of operation, they are constructed of bronze and are compatible with diesel fuel, oil, and fresh or raw water.

Model Number	Port Size	Max GPM	Max Head	Housing Construction	Dimensions w/Handle (H x W x L)
GIA Super Lario 2	1" FPT	9.2	98'	Bronze	13.19" x 11.03" x 5.12"
GIA Super Lario 3	1 1/4" FPT	13.2	98'	Bronze	16.15" x 13" x 6.5"

G & R by GIANNESCHI



Bronze Hand Pump

FILTERS FOR DIESEL AND GASOLINE BY FILL-RITE

Fill-Rite diesel and gasoline "polishing" strainers are available in 3/4" and 1" ports and can handle flows up to 30 gpm. There are two elements from which to choose, a particulate filter to strain sediment and a Hydrosorb filter to remove water. Call for assistance in selecting the proper filter for your application.

Part Number	Description	Max. GPM	Port Size
FR F7018	Complete Filter for Particulates	18	3/4" FPT
FR F7013	Replacement Cartridge for Particulates	18	N/A
FR F7019	Complete Filter for Water Removal	18	3/4" FPT
FR F7012	Replacement Cartridge for Water Removal	18	N/A

FILL-RITE FILTER



Particulate or Water Removal