


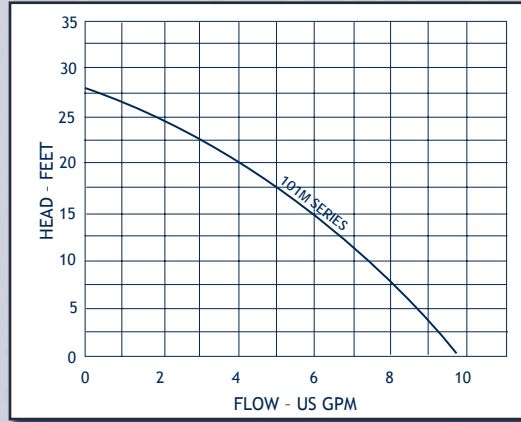
FLOODED SUCTION CENTRIFUGALS

- CONTENTS
- ENGINE COOLING
- INDEX
- HOME
- NEXT
- BACK

OBERDORFER



101M Series ($\frac{3}{8}$ " x $\frac{3}{8}$ ")



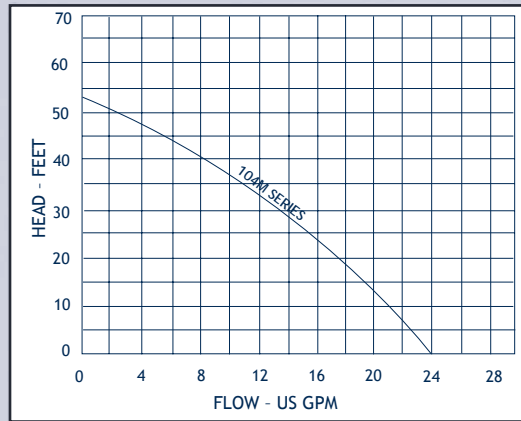
UP TO 9 GPM, 27 TDH

- Temperatures to 300°F
- Semi-open impeller
- Bronze Construction
- Elastomer Options: Buna, Viton® and Teflon®
- Drive Options: pedestal mount, AC and DC voltages, single and three phase, ODP, TEFC, explosion proof and custom configurations
- See page 147 for service parts

OBERDORFER




104M Series ($\frac{1}{2}$ " x $\frac{3}{4}$ ")



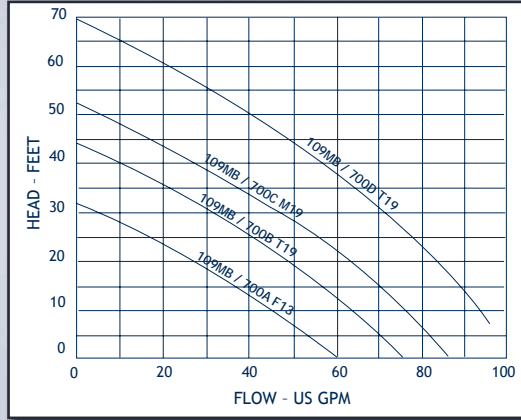
UP TO 24 GPM, 52 TDH

- Temperatures to 300°F
- Semi-open impeller
- Bronze Construction
- Elastomer Options: Buna, Viton® and Teflon®
- Drive Options: pedestal mount, AC and DC voltages, single and three phase, ODP, TEFC, explosion proof and custom configurations
- Discharge port is $\frac{1}{2}$ " FPT and $\frac{3}{4}$ " MPT
- See page 147 for service parts

OBERDORFER




109MB / 700 Series (1" x 1 $\frac{1}{4}$ ")



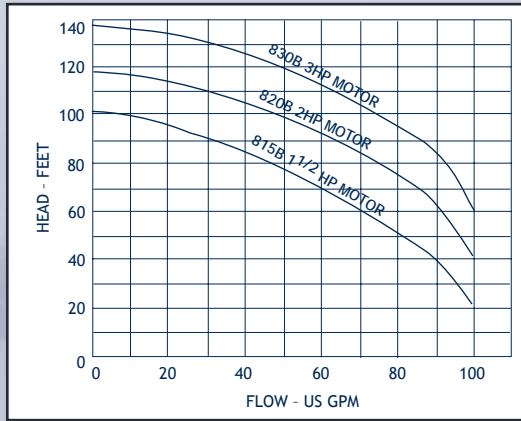
UP TO 95 GPM, 70 TDH

- Temperatures to 300°F
- Semi-open impeller
- Bronze Construction
- Elastomer Options: Buna, Viton® and Teflon®
- Drive Options: pedestal mount, AC and DC voltages, single and three phase, ODP, TEFC, explosion proof and custom configurations
- See page 147 for service parts

OBERDORFER



815/820/830B Series (1 $\frac{1}{4}$ " x 1 $\frac{1}{2}$ ")



UP TO 100 GPM, 135 TDH

- Temperatures to 300°F
- Enclosed impeller
- Construction: bronze
- Elastomer Options: Buna, Viton® and Teflon®
- Drive Options: pedestal mount, AC and DC voltages, single and three phase, ODP, TEFC, explosion proof, and custom configurations