

SELF-PRIMING CENTRIFUGAL AND LIQUID RING

PRIMETIME



Mini Self-Primer

UP TO 1200 GPH, UP TO 48,000 BTU, 316 CAST STAINLESS CONSTRUCTION

The "Primetime" mini-self primer will not air-lock. It is ideal for any air conditioning or refrigeration system that is prone to air-lock or requires a suction lift. This rugged cast 316 stainless steel pump comes equipped with a carbon/ceramic mechanical seal $\frac{3}{4}$ " x $\frac{3}{4}$ " FPT ports and solid 316 stainless steel impeller.

Model Number	Hz.	Port Size	GPH at Feet of Head					Max. Head
			5'	10'	15'	20'	25'	
DP Primetime 115v	60	$\frac{3}{4}$ " FPT	1260	1110	900	570	300	24'
DP Primetime 115/230v	50/60	$\frac{3}{4}$ " FPT	1260	1110	900	570	300	24'
DP Primetime 12v	DC	$\frac{3}{4}$ " FPT	1110	820	510	-	-	18.5'
DP Primetime 24v	DC	$\frac{3}{4}$ " FPT	1110	820	510	-	-	18.5'

CONTENTS

ENGINE COOLING


INDEX

HOME

NEXT

BACK

G & R by GIANNESCHI




Liquid Ring

UP TO 2850 GPH, UP TO 136,000 BTU, BRONZE CONSTRUCTION

Gianneschi's dependable liquid ring design provides instant self-priming capabilities in a compact package. It's bronze construction and continuous duty marine rated motors make them ideal for marine air conditioning and refrigeration systems.

Model Number	Hz.	Port Size	GPH at Feet of Head				Max. Head
			5'	15'	30'	50'	
GIA CP25-1A-110v	60	1" FPT	1140	900	300	-	35'
GIA CP32N-110v	60	1 $\frac{1}{4}$ " FPT	1580	1500	1000	-	46'
GIA ACB331-230v	50/60	1 $\frac{1}{4}$ " FPT	2200	2200	2200	2000	130'

OBERDORFER




300B / 750B

UP TO 5500 GPH, UP TO 264,000 BTU, BRONZE CONSTRUCTION

Oberdorfer's 300B and 750B series self-priming bronze centrifugal will lift up to 20 feet and are available with stainless or monel drive shafts. They come standard with 115/230 vac, open drip proof motors. Additional models are available in three phase, 50 Hz, TEFC, IEEE-45 and other custom configurations. See page 147 for service parts.

Model Number	Shaft Material	Ports	Hz.	HP	GPH at Feet of Head				Max. Head
					5'	10'	15'	20'	
OB 300B-F13	Stainless	1" FPT	60	$\frac{1}{3}$	1200	920	840	680	35'
OB 300B-1-F26	Monel	1" FPT	60	$\frac{1}{3}$	1200	920	840	680	35'
OB 300B-10J36BJ-50/60-316	316SS	1" FPT	50/60	$\frac{1}{2}$	1200	920	840	680	35'
OB 750B Series	Stainless/Monel	1 $\frac{1}{2}$ " FPT	60	1 $\frac{1}{2}$	5520	5520	5520	5520	86'

MP



Flomax

UP TO 18,000 GPH, UP TO 864,000 BTU, CAST IRON OR BRONZE CONSTRUCTION

MP's "Flomax" series centrifugals isolate the motor shaft from contact with raw water with the use of a stainless steel impeller shaft extension. They come standard with 115/230 vac, open drip proof motors. Additional models are available in three phase, 50 Hz, TEFC, IEEE-45 and other custom configurations. See page 148 for service parts.

Model Series	HP Range	Port Size	GPH Flow Range	Max. Head
MP FM5 Series	1 $\frac{1}{2}$ - 3	1 $\frac{1}{2}$ " FPT	1200 - 7200	95'
MP FM8 Series	1 $\frac{1}{2}$ - 3	2" FPT	1200 - 8400	93'
MP FM10 Series	5 - 7 $\frac{1}{2}$	2" FPT	1800 - 12,600	130'
MP FM15 Series	5 - 7 $\frac{1}{2}$	3" FPT	1800 - 18,000	130'