
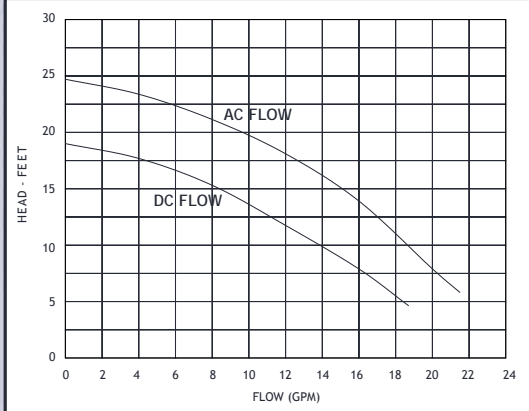


SELF-PRIMING CENTRIFUGALS

PRIMETIME



3/4" 316 Stainless



UP TO 21 GPM, 24' TDH

- Temperatures to 230°F
- Semi-open impeller
- Self-priming to 12 ft.
- Construction: 316 SS
- Seal Options: Viton® mechanical
- Drive Options: 12 vdc, 24 vdc, 32 vdc, 115 vac and 230 vac

CONTENTS

ENGINE COOLING


INDEX

HOME

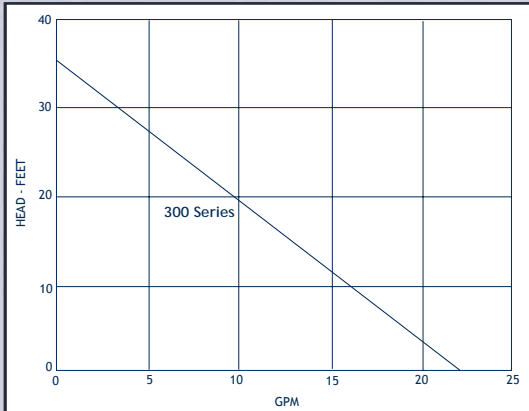
NEXT

BACK

OBERDORFER




1" Bronze or Aluminum



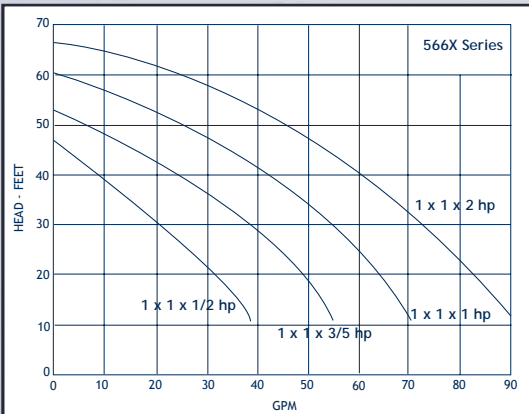
UP TO 22 GPM, 35' TDH

- Temperatures to 300°F
- Semi-open impeller
- Self-priming to 20 ft.
- Construction: bronze
- Seal Options: Buna, Viton® and Teflon®
- Drive Options: pedestal mount, AC and DC voltages, single and three phase, ODP, TEFC, explosion proof, and custom configurations

AMT



1" Bronze



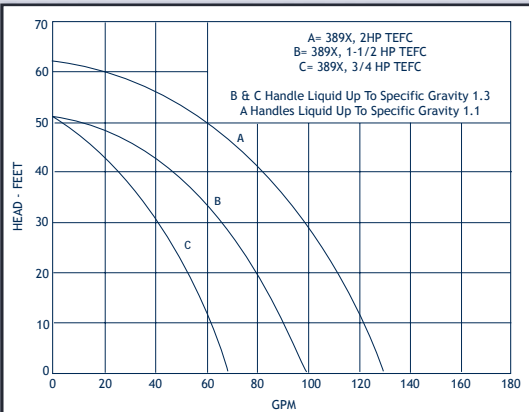
UP TO 80 GPM, 66' TDH

- Temperatures to 180°F
- Semi-open impeller
- Self-priming to 6 ft.
- Construction: bronze
- Seal Options: Buna mechanical seal and o-ring
- Drive options: 1/2 hp - 2 hp electric motors in single or three phase, ODP, TEFC or EXP

AMT



1 1/2" 316SS or Bronze



UP TO 130 GPM, 63' TDH

- Temperatures to 200°F
- Semi-open impeller
- Self-priming to 6 ft.
- Construction: bronze or 316SS
- Elastomer Options: Viton® or Teflon®
- Drive Options: pedestal mount, AC and DC voltages, single and three phase, ODP, TEFC, explosion proof and custom configurations