


REFRIGERATION PUMPS

- CONTENTS
- ENGINE COOLING
- INDEX
- HOME
- NEXT
- BACK

MARCH




Non-Metallic Flooded Suction

“NON-METALLIC” FOR GRUNERT, ADLER-BARBOUR, TECHNICOLD, ETC.

The quiet, low amp draw March magnetic drive centrifugals are the pump of choice for most marine refrigeration manufacturers including the popular Grunert, Adler-Barbour and Technicold. The standard 893-04 (06) series utilizes a brush motor while the 893-09 (10) series is a “brushless” upgrade that is built to last up to 50,000 hours of normal operation.

Model Number	Volts D. C.	Amps	GPM at Feet of Head			Max. Head	Ports	
			1'	3'	6'		Inlet	Outlet
MA 893-04	12 vdc	1.0	2.7	2.4	2.0	10.5'	3/8" FPT	3/8" OD
MA 893-04-1/2	12 vdc	1.0	2.7	2.4	2.0	10.5'	3/8" FPT	1/2" OD
MA 893-06	24 vdc	0.5	2.7	2.4	2.0	10.5'	3/8" FPT	3/8" OD
MA 893-09	12 vdc	1.0	2.7	2.4	2.0	10.5'	3/8" FPT	3/8" OD
MA 893-09-1/2	12 vdc	1.0	2.7	2.4	2.0	10.5'	3/8" FPT	1/2" OD
MA 893-10	24 vdc	0.5	2.7	2.4	2.0	10.5'	3/8" FPT	3/8" OD

MARCH



Bronze Flooded Suction


“BRONZE” FOR REFRIGERATION SYSTEMS INCLUDING GRUNERT

The continuous duty March “809” bronze series utilizes a magnetic drive impeller and a heavy duty DC motor with replaceable brushes. Grunert uses the high speed, center inlet model number 809BRC-HS-12 on many of their larger refrigeration units.

Grunert part number P900 = March 809BRC-HS-12

Model Number	Volts D.C.	Amps	GPM at Feet of Head			Max. Head	Ports	
			0'	3'	6'		Inlet	Outlet
MA 809BR-12	12 vdc	1.5	5.5	2.0	-	7.1'	1/2" MPT	1/2" MPT
MA 809BR HS-12	12 vdc	3.8	7.5	5.1	4.7	15.5'	1/2" MPT	1/2" MPT
MA 809BRC HS-12	12 vdc	3.8	7.5	5.1	4.7	15.5'	3/4" MPT	1/2" MPT
MA 809BR-24	24 vdc	0.75	5.5	2.0	-	7.1'	1/2" MPT	1/2" MPT
MA 809BR HS-24	24 vdc	1.9	7.5	5.1	4.7	15.5'	1/2" MPT	1/2" MPT
MA 809BRC HS-24	24 vdc	1.9	7.5	5.1	4.7	15.5'	3/4" MPT	1/2" MPT

FLOJET/SHURFLO



Self-Priming Diaphragm

SELF-PRIMING (LOW FLOW) PUMPS BY FLOJET AND SHURFLO

Low flow self-priming diaphragm pumps eliminate the potential for air-lock in your system. These models from Flojet and Shurflo will lift up to six feet, run dry without damage and deliver up to 1.5 gpm. See page 149 for Flojet parts and page 152 for Shurflo parts.

Model Number	Volts D.C.	Amps	GPM at Feet of Head			Max. Head	Ports*	
			1'	3'	6'		Inlet	Outlet
FJ 04105-512	12 vdc	1.0	1.5	1.5	1.5	50'	1/2" barb	1/2" barb
FJ 04105-524	24 vdc	0.9	1.5	1.5	1.5	50'	1/2" barb	1/2" barb
SF 8050-261-105	12 vdc	1.7	.5	.5	.5	70'	1/2" MPT	1/2" MPT
SF 2095-273-200	12 vdc	3.5	1.5	1.5	1.5	50'	1/2" MPT	1/2" MPT

PRIMETIME



Self-Priming Centrifugal

SELF-PRIMING (HIGH FLOW) PUMP BY “PRIMETIME”

The “Primetime” mini-self primer will not air-lock. It is ideal for any higher flow refrigeration system that is prone to air-lock or requires a suction lift. This rugged cast 316 stainless steel pump comes equipped with a carbon/ceramic mechanical seal, 3/4" x 3/4" FPT ports and solid 316 stainless steel impeller.

Model Number	Volts D.C.	Port Size	GPH at Feet of Head					Max. Head
			5'	7.5'	10'	15'	20'	
DP Primetime 12v	12 vdc	3/4" FPT	1110	960	820	510	-	18.5'
DP Primetime 24v	24 vdc	3/4" FPT	1110	960	820	510	-	18.5'