

MOTORIZED FLEXIBLE IMPELLER

CONTENTS

1 - 3 GPM, COMPACT SIZES, IN AC AND DC VOLTAGES

These compact self-priming bronze pumps will lift fluid 4 feet vertically and maintain a prime up to 15 feet. They come standard with a Neoprene impeller (an oil resistant Nitrile impeller is also available), a 6 foot cord on the 115 vac 12210 model, and USCG ignition protection on the 8860 and 18870 series. The 12210-0001 is especially compact for a 115 vac pump requiring a mounting envelope of only 3 5/8" high x 4" wide x 6 7/8" long. See page 134 for service parts.

PUMPING PRINCIPLES

ENGINE COOLING

ENGINEERING TABLES

Model Number	Volts	Amps	Max GPM	GPM at Feet of Head			Port Sizes
				10	20	30	
JA 8860-0001	12 vdc	4	1.8	1.7	1.4	1.0	3/8" FPT
JA 18870-0001	24 vdc	3	1.8	1.7	1.4	1.0	3/8" FPT
JA 12210-0001	115 vac	-	3.4	3.4	3.2	2.9	3/8" FPT

TROUBLE-SHOOTING GUIDE

INDEX

5 - 7 GPM, COMPACT SIZES, IN AC AND DC VOLTAGES

This series of Jabsco self-priming bronze pumps have been the workhorses of the industry for over 40 years. Originally referred to as the Water Puppy (DC bronze series) and Sturdy Puppy (AC bronze series), these rugged medium flow pumps will lift 4 feet vertically and maintain a prime of up to 15 feet. See page 134 for service parts.

HOME

NEXT

BACK

Model Number	Pump Body Construction	Volts	Amps	Max GPM	GPM at Feet of Head			Port Sizes
					10	20	30	
JA 18660-0121	Bronze	12 vdc	8	5.3	5.3	4.2	2.8	1/2" FPT and 3/4" GHT
JA 18670-0123	Bronze	12 vdc	10.5	7.3	7.3	6.8	5.8	1/2" FPT and 3/4" GHT
JA 18670-0943	Bronze	24 vdc	6	7.3	7.3	6.8	5.8	1/2" FPT and 3/4" GHT
JA 18610-0001	Bronze	115 vac	-	5.8	5.8	5.4	4.8	1/2" FPT and 3/4" GHT
JA 12560-0001	Plastic	12 vdc	7	5.0	4.6	3.7	1.7	5/8" Slip-on Hose
JA 12290-0001	Plastic	115 vac	-	5.8	5.8	5.0	3.8	5/8" Slip-on Hose

5 - 11 GPM, 1/2 HP, IN AC AND DC VOLTAGES

The Jabsco 11810 series comes in AC and DC voltages, will lift up to 10 feet and maintain a prime of up to 20 feet. Their solid brass housings are externally threaded for 3/4" male garden hose thread and internally for 1/2" FPT. These pumps are often used in bilge, washdown and general transfer applications. See page 134 for service parts.


Model Number	Motor Enclosure	Volts	Amps	Max GPM	GPM at Feet of Head			Port Sizes
					10	20	30	
JA 11810-0003	Open	115 vac	-	9.5	9.5	8.1	6.8	1/2" FPT and 3/4" GHT
JA 11810-0013	Enclosed	115 vac	-	9.5	9.5	8.1	6.8	1/2" FPT and 3/4" GHT
JA 11810-0121	Enclosed	12 vdc	28	11.2	11.2	10.5	9.4	1/2" FPT and 3/4" GHT
JA 11810-0124	Enclosed	24 vdc	14	11.2	11.2	10.5	9.4	1/2" FPT and 3/4" GHT

15 - 23 GPM, 3/4 HP, IN 115 VOLTS AC

The 6050 series pumps by Jabsco is their highest volume close-coupled pump moving up to 23 gpm, lifting water up to 10 feet and maintaining a prime of up to 22 feet! They are available with an open drip-proof or totally enclosed fan cooled motor. An optional vacuum switch can be installed to prevent dry running impeller damage. See page 134 for service parts.

Model Number	Motor Enclosure	Volts	Max GPM	GPM at Feet of Head				Port Sizes
				10	20	30	60	
JA 6050-0003	Open	115 vac	23.0	23.0	22.0	19.5	15.5	1" FPT
JA 6050-0013	Enclosed	115 vac	23.0	23.0	22.0	19.5	15.5	1" FPT

JABSCO




Bronze (3/4") Compact Series

JABSCO




Bronze (3/4") and Plastic (5/8") Series

JABSCO



11810 (3/4") Series

JABSCO



6050 (1") Series