

# JABSCO AND SHERWOOD PUMPS

CONTENTS

PUMPING PRINCIPLES

ENGINE COOLING

ENGINEERING TABLES

TROUBLE-SHOOTING GUIDE


INDEX

HOME

NEXT

BACK

## JABSCO



2300 (1" Ports)

Part #	Description	Qty.
4377-0000	Kit - Clutch	1
90118-0001	Kit - Neoprene Impeller	1
90118-0003	Kit - Nitrile Impeller	1
91003-0010	Screw - End Cover	6
11831-0000	End Cover	1
890-0000	Gasket - End Cover	1
920-0001	Impeller - Neoprene Brass	1
920-0003	Impeller - Nitrile Brass	1
7868-0000	Wearplate	1
934-0000	Cam - Brass	1
91004-0090	Screw - Cam	1
913-0000	Seal - Bearing	1
92600-0060	Ball Bearing - Pump	1
18713-0000	Retaining Ring (Bearing to Shaft)	1
3855-0000	Body Plug & Engaging Sleeve	1
18724-0000	Retaining Ring (Plug to Body)	1
2290-0000	Adaptor Ring	1
2285-0000	Lever Ring	1
91602-0060	Lock Washer - Lever Ring	1
91005-0060	Screw - Lever Ring	1
2286-0000	Clutch Pulley	1
92600-0020	Ball Bearing - Pulley	1
18710-0000	Retaining Ring (Bearing to Clutch)	1
91700-0980	Retaining Ring (Bearing to Sleeve)	1
2584-0000	Clutch Cone	1
93100-0010	Roll Pin - Cone	1
6718-0000	Shaft	1
96080-0080	Seal - Shaft	1
91085-0090	Hex Nut - Handle	1
91602-0130	Lock Washer - Handle	1
3525-0000	Guide Tube	1
3528-0000	Spring - Handle	1
3526-0000	Spring Guide Tube	1
3530-0000	Plug - Rubber	1
93100-0020	Roll Pin - Tube	1
2415-0000	Handle - Clutch	1
92330-0010	Knob - Handle	1


## JABSCO



6590 (1 1/4" Ports)

Part #	Description	Qty.
4387-0000	Kit - Clutch	1
90062-0001	Kit - Neoprene Impeller	1
90062-0003	Kit - Nitrile Impeller	1
91005-0040	Screw - End Cover	5
12062-0000	End Cover	1
816-0000	Gasket - End Cover	1
17935-0001	Impeller - Neoprene Brass	1
836-0003	Impeller - Nitrile Brass	1
2574-0000	Wearplate	1
834-0001	Cam - Brass	1
91005-0040	Screw - Cam	1
817-0000	Seal - Bearing	1
92600-0040	Ball Bearing - Pump	1
18711-0000	Retaining Ring (Bearing to Shaft)	1
3856-0000	Body Plug & Engaging Sleeve	1
18712-0000	Retaining Ring (Plug to Body)	1
2471-0000	Adaptor Ring	1
2470-0000	Lever Ring	1
91602-0060	Lock Washer - Lever Ring	1
91005-0060	Screw - Lever Ring	1
2472-0010	Clutch Pulley	1
92600-0330	Ball Bearing - Pulley	1
18718-0000	Retaining Ring (Bearing to Clutch)	1
18707-0000	Retaining Ring (Bearing to Sleeve)	1
2473-0000	Clutch Cone	1
93100-0010	Roll Pin - Cone	1
824-0010	Shaft	1
6407-0010	Seal - Shaft	1
91085-0090	Hex Nut - Handle	1
91602-0080	Lock Washer - Handle	1
3525-0000	Guide Tube	1
3528-0000	Spring - Handle	1
3526-0000	Spring Guide Tube	1
3530-0000	Plug - Rubber	1
93100-0020	Roll Pin - Tube	1
2415-0000	Handle - Clutch	1
92330-0010	Knob - Handle	1
3181-0000	Slinger	1


## JABSCO



18310 (2" Ports)

Part #	Description	Qty.
90254-0001	Kit - Gasket/Imp/Seal	1
4387-0000	Kit - Clutch	1
91005-0040	Screw - End Cover & Cam	6
12062-0000	End Cover	1
816-0000	Gasket	1
17936-0001	Impeller	1
6408-0000	Seal Assembly - Shaft	1
3181-0000	Slinger	1
92701-0180	Bearing Seal	1
92600-0260	Ball Bearing	2
10657-0010	Shaft	1
18725-0000	Ret. Ring (Body Plug to Body)	1
18726-0000	Ret. Ring (Pulley to Bearing)	1
18723-0000	Ret. Ring (Engaging Slv to Bearing)	1
3856-0000	Body Plug & Engaging Sleeve	1
93100-0010	Roll Pin	1
2473-0000	Clutch Cone	1
92600-0330	Ball Bearing	1
2472-0010	Clutch Pulley	1
2471-0000	Adaptor Ring	1
91005-0060	Screw	1
91602-0060	Lock Washer	1
2470-0000	Lever Ring	1
91085-0090	Nut	1
91602-0080	Lock Washer	1
3528-0000	Spring	1
3530-0000	Rubber Plug	1
3525-0000	Guide Tube	1
3526-0000	Guide Tube for Spring	1
93100-0020	Roll Pin	1
2415-0000	Clutch Handle	1
92330-0010	Control Knob	1
2574-0000	Wearplate	1
6988-0000	Cam	1

## JABSCO (Electric Clutch Pumps)



11860 / 11870 / 18330

Part #	Description	Qty.
11867-0000	Shaft (11860)	1
11877-0000	Shaft (11870)	1
10677-0010	Shaft (18330)	1
91401-0100	Key	1
92300-0030	12V Clutch (2 Groove)	1
92300-0061	24V Clutch (2 Groove)	1
92300-0050	32V Clutch (2 Groove)	1
98022-0500	12V Coil	1
98022-2155	24V Coil	1
98022-0510	32V Coil	1
11876-0000	Clutch Adaptor (For 11870 & 18330)	1

For balance of parts see:  
2300 breakdown for 11860  
6590 breakdown for 11870  
18310 breakdown for 18330


## LITTLE GIANT



3MD-SC

Part #	Description	Qty.
181140	Impeller	1
924007	Cover O-Ring	1
181203	End Cover w/Ports	1
182005	Back Housing	1
180057	Shaft	1
921077	Thrust Washers	2
182602	Drive Magnet	1
920003	Wing Nuts	4
911403	Studs	4

## LITTLE GIANT



5MD-SC

Part #	Description	Qty.
183139	Impeller	1
924007	Cover O-Ring	1
183065	End Cover w/Ports	1
182005	Back Housing	1
180057	Shaft	1
921077	Thrust Washers	2
183602	Drive Magnet	1
920003	Wing Nuts	4
911403	Studs	4


## MARCH



LC-5C-MD

Part #	Description	Qty.
LC-5C WET END	Complete Wet End	1
0150-0030-0100	Impeller	1
0135-0007-1000	Cover O-Ring	1
0130-0024-1000	Shaft	1
0130-0028-1000	Ceramic Washer	1
0150-0032-1000	Cover	1
0150-0153-0200	Pump Housing	1
0150-0020-1000	Mtr Hsg O-Ring	1
0125-0007-1000	Cooling Tube Seal	2
0150-0021-1000	Cover Screw	7
0135-0016-1000	Washer	7

## MARCH



MDX-3 5/8

Part #	Description	Qty.
0135-0043-0100	Impeller	1
0135-0007-1000	Cover O-Ring	1
0802-0043-1000	Shaft & Hsg	1
0802-0057-1000	Impeller Washer	1
0135-0042-1000	Impeller Screw	1
0135-0117-1000	Cover	1
0135-0126-0100	Drive Magnet	1
0135-0012-1000	Wing Nut	4
0802-0010-1000	Housing Screw	4
0620-0010-1000	Mtr mount Washer	4
0150-0015-1000	Mtr mount Screw	4