


Solenoid Controlled Pumps

Yamada® Solenoid Controlled Pumps are ideal for applications where metering, batching, or merely a constant pump cycle speed is required. Available for DP-10/DP-15, NDP-20/25/40/50/80 series pumps, the solenoid kit can be remotely or directly mounted to the pump. In addition to ordering as a complete unit (with pump), the kit can be installed on an existing pump in the field by simply removing the air valve assembly and replacing it with either the direct or remote mount kit. The Yamada Solenoid Control can be utilized in conjunction with Yamada's YSC-3 Controller.



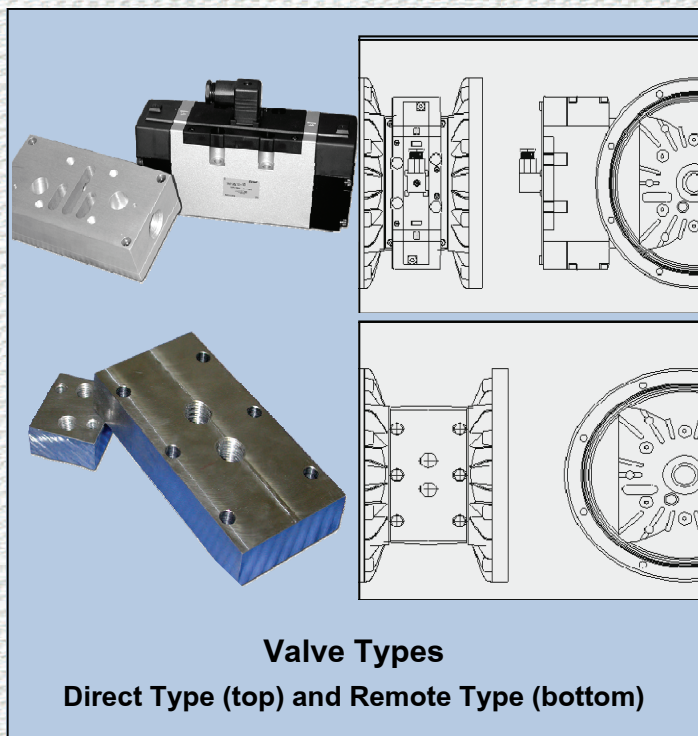



Advantages

- Remote mount solenoid is ideal for explosion proof applications
- Retro-fittable to existing pumps in the field
- Available with DIN, Grommet, or Pigtail electrical connections (see back)
- Simplifies preventative maintenance schedules (when using with controller)
- Can be utilized in conjunction with the Yamada YSC-3 Controller
- Direct mount configuration is also available with out solenoid



How to Order...

Add the following to the standard pump ordered					
S	XX	X	XXX	X	XX
↓	↓	↓	↓	↓	↓
Solenoid Valve	Size: 10 = DP-10/DP-15 20 = NDP-20/25 40 = NDP-40/50/80	S = Single Solenoid D = Dual Solenoid	012 = 12VDC* 024 = 24VDC 115 = 115VAC	D = DIN G = Grommet P = Pigtail	EX = Remote Mount DIM = Direct Mount
* Standard					
Example: NDP-25BST-S20-204-DEX (NDP-25BST Series Pump, 24VDC, DIN Connection, Remote Mount) Remote mounting plate can be ordered on pump without ordering the solenoid valve.					



YSC-EX Pump Controller:

- Self Contained
- Simple to Operate
- NEMA 4 Enclosure
- Speed Control or Batch Capable
- Versatile - 24VDC or 115VAC, single or dual solenoid operation
- Display - Cycles per minute, total cycles, or flow rate (English or Metric Units)



Note: Due to Yamada's continued commitment to product improvement, specifications may change without notice.

Label:

