



12500 South Pulaski Road
 Alsip, Illinois USA 60803
 Tel 708 389-2500 Fax 708 388-0869
 email: tuthillpump@tuthill.com
 www.tuthill.com

Tuthill Pump Group
 12500 South Pulaski Road
 Alsip, Illinois 60803
 USA
 Phone: 708-389-2500
 Fax: 708-388-0869
 tuthillpump@tuthill.com
 www.tuthillpump.com

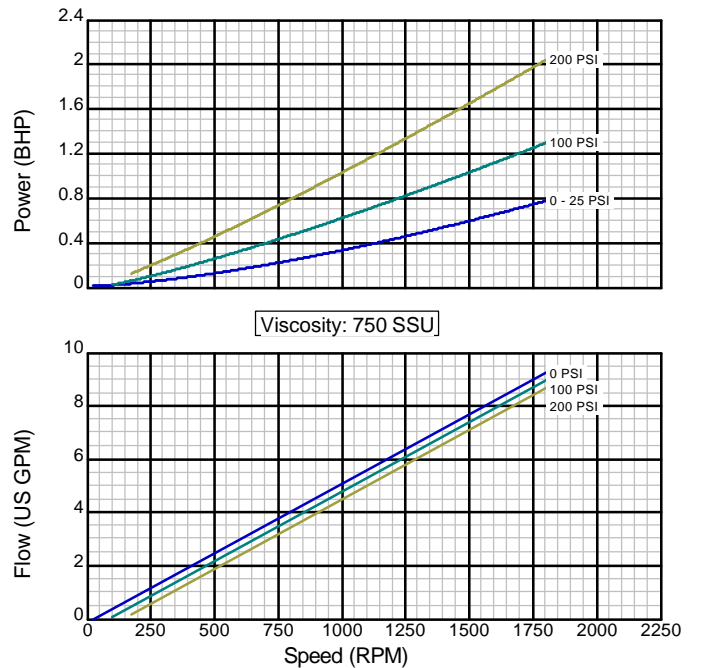
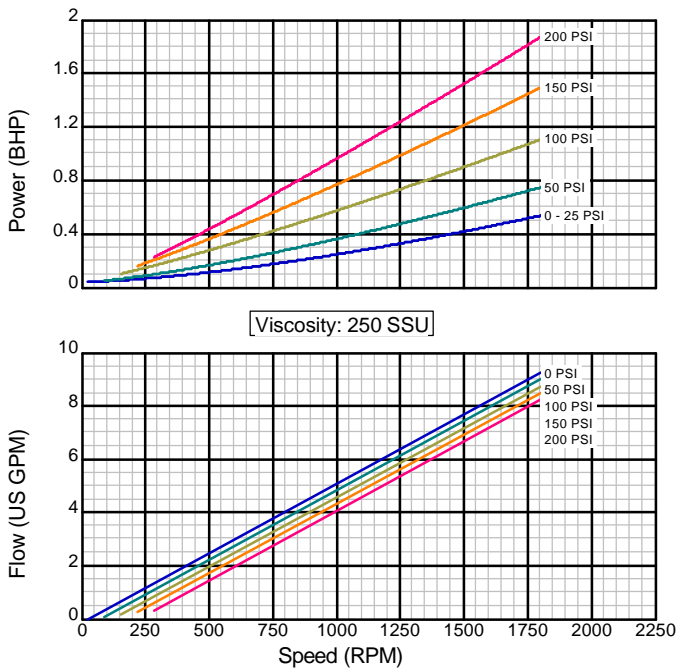
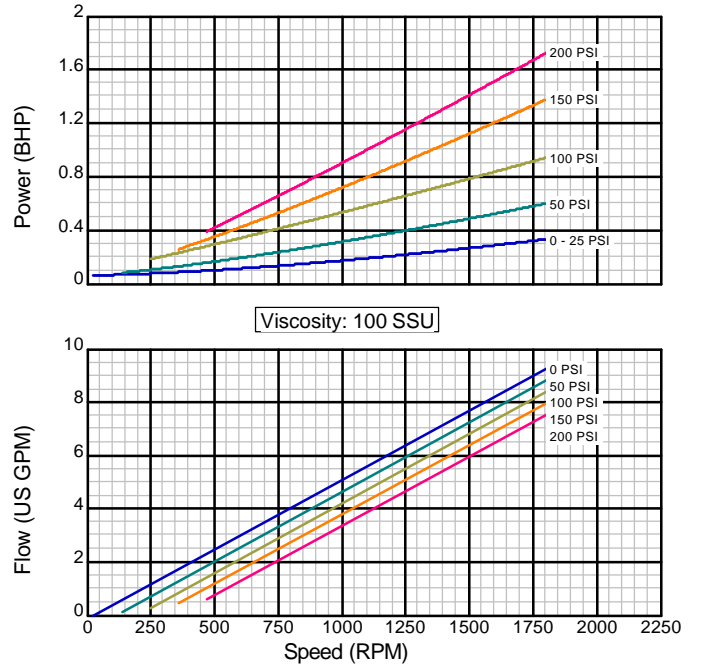
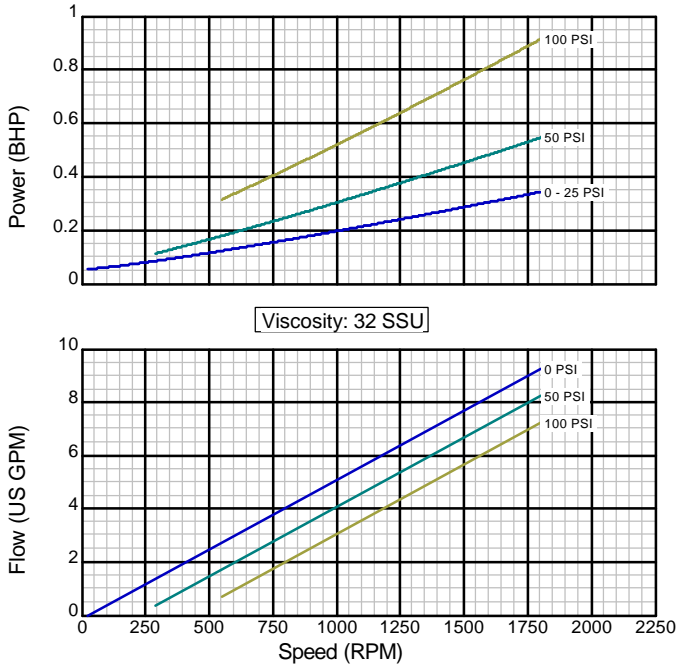
Performance Data For 6000 Series Pump

Model 6302

Iron Construction

Standard Clearance

1" Std. Port Size



There are many additional factors to consider when selecting a pump, including (but not limited to) suction conditions, temperature limitations and material compatibilities. Curve data is typical only, actual performance may vary. Consult the factory or an authorized Tuthill Pump Group representative for assistance.

Version 2.0.beta.0
 Created on
 November 30, 2000



12500 South Pulaski Road
 Alsip, Illinois USA 60803
 Tel 708 389-2500 Fax 708 388-0869
 email: tuthillpump@tuthill.com
 www.tuthill.com

Tuthill Pump Group
 12500 South Pulaski Road
 Alsip, Illinois 60803
 USA
 Phone: 708-389-2500
 Fax: 708-388-0869
 tuthillpump@tuthill.com
 www.tuthillpump.com

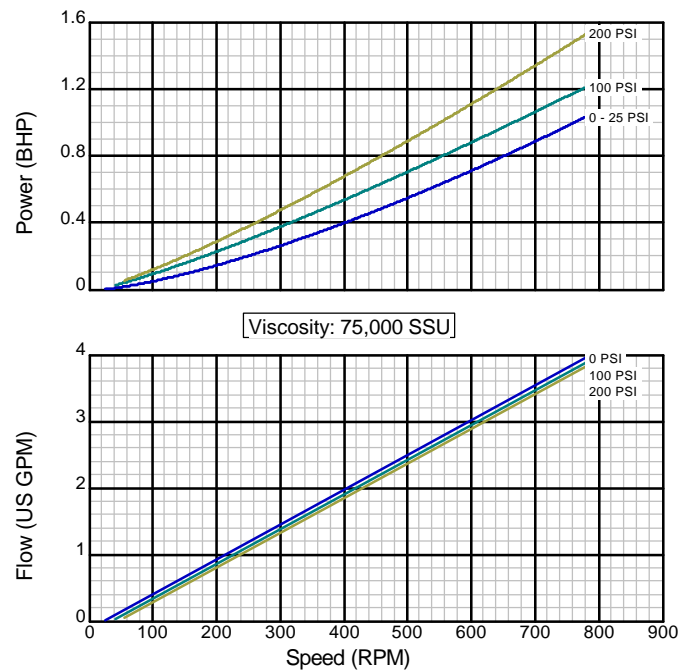
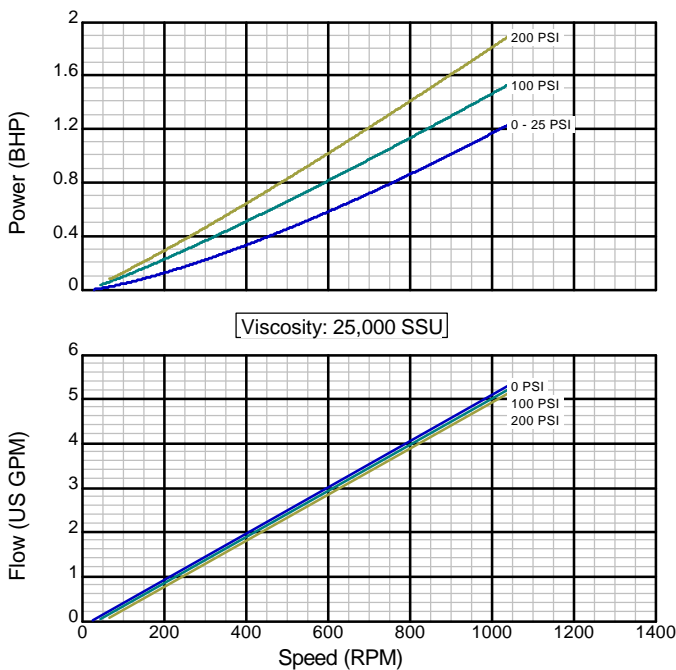
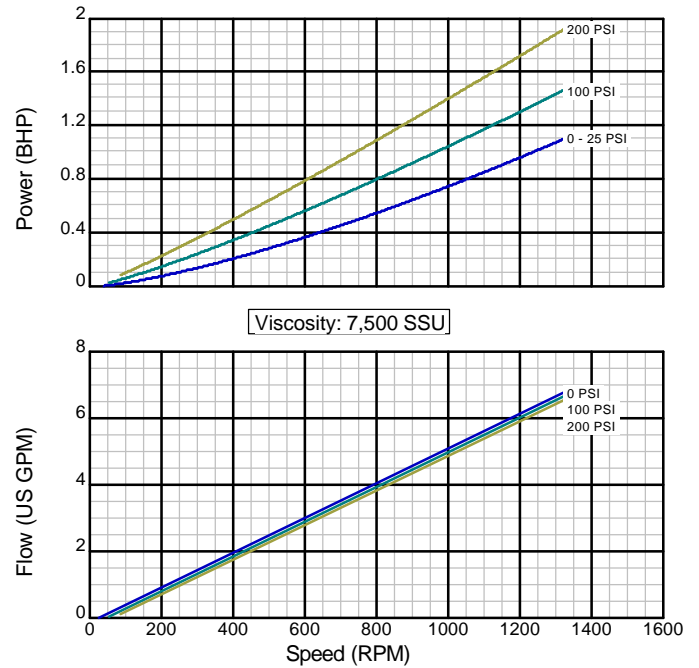
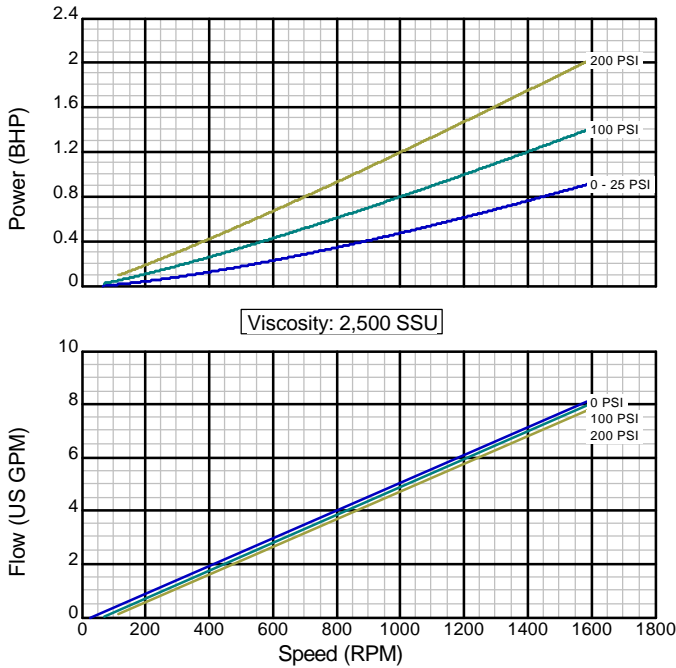
Performance Data For 6000 Series Pump

Model 6302

Iron Construction

Standard Clearance

1" Std. Port Size



There are many additional factors to consider when selecting a pump, including (but not limited to) suction conditions, temperature limitations and material compatibilities. Curve data is typical only, actual performance may vary. Consult the factory or an authorized Tuthill Pump Group representative for assistance.

Version 2.0.beta.0
 Created on
 November 30, 2000



12500 South Pulaski Road
 Alsip, Illinois USA 60803
 Tel 708 389-2500 Fax 708 388-0869
 email: tuthillpump@tuthill.com
 www.tuthill.com

Tuthill Pump Group
 12500 South Pulaski Road
 Alsip, Illinois 60803
 USA
 Phone: 708-389-2500
 Fax: 708-388-0869
 tuthillpump@tuthill.com
 www.tuthillpump.com

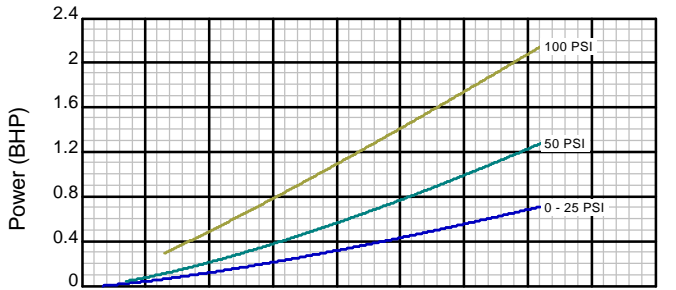
Performance Data For 6000 Series Pump

Model 6303

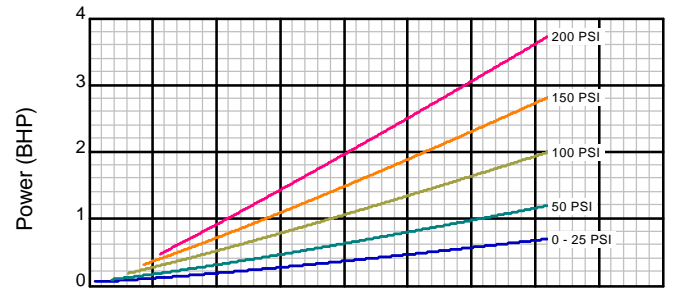
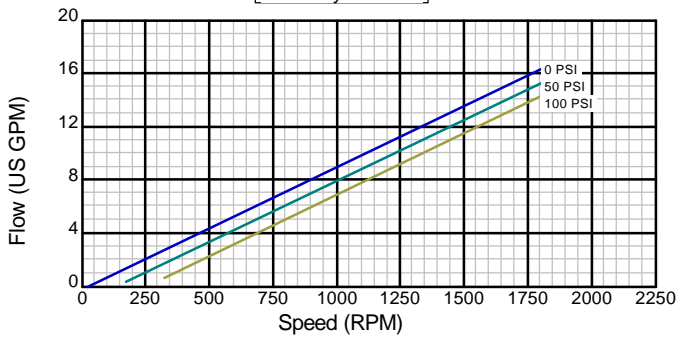
Iron Construction

Standard Clearance

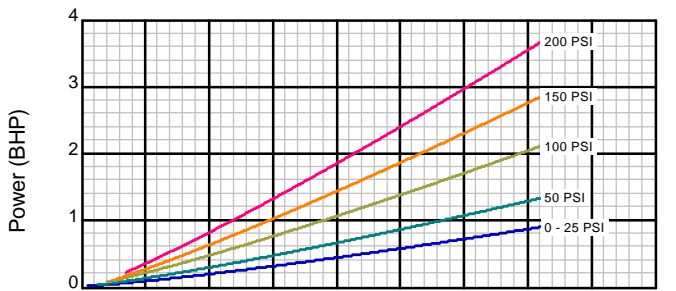
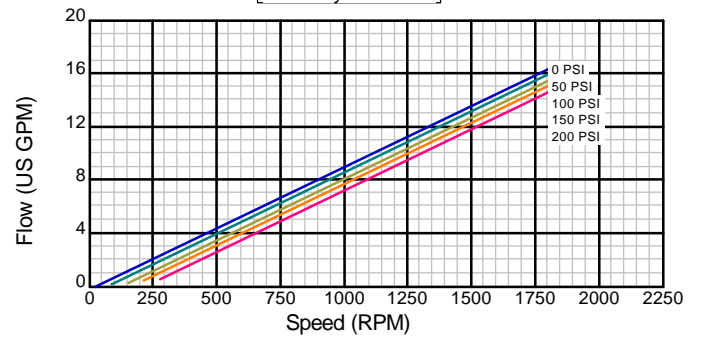
1.5" Std. Port Size



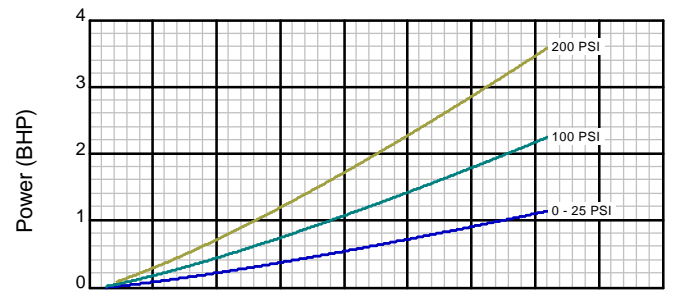
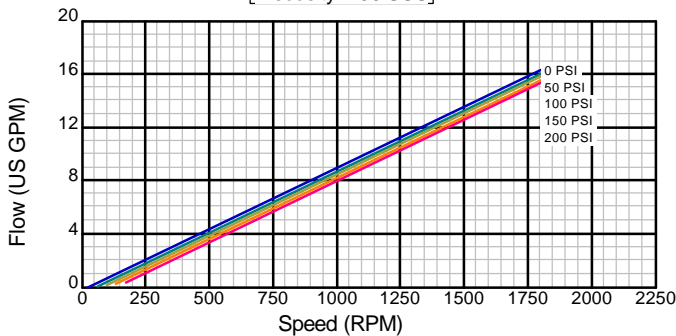
[Viscosity: 32 SSU]



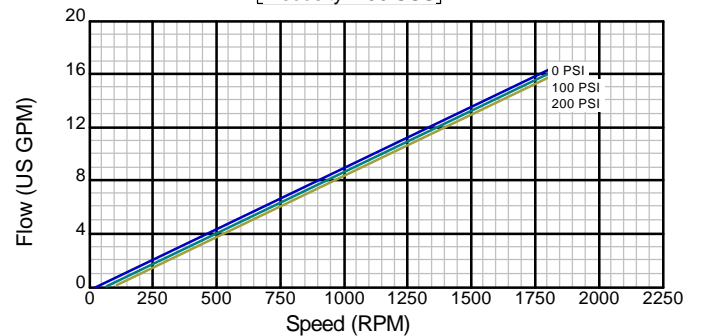
[Viscosity: 100 SSU]



[Viscosity: 250 SSU]



[Viscosity: 750 SSU]



There are many additional factors to consider when selecting a pump, including (but not limited to) suction conditions, temperature limitations and material compatibilities. Curve data is typical only, actual performance may vary. Consult the factory or an authorized Tuthill Pump Group representative for assistance.

Version 2.0.beta.0

Created on
 November 30, 2000



12500 South Pulaski Road
 Alsip, Illinois USA 60803
 Tel 708 389-2500 Fax 708 388-0869
 email: tuthillpump@tuthill.com
 www.tuthill.com

Tuthill Pump Group
 12500 South Pulaski Road
 Alsip, Illinois 60803
 USA
 Phone: 708-389-2500
 Fax: 708-388-0869
 tuthillpump@tuthill.com
 www.tuthillpump.com

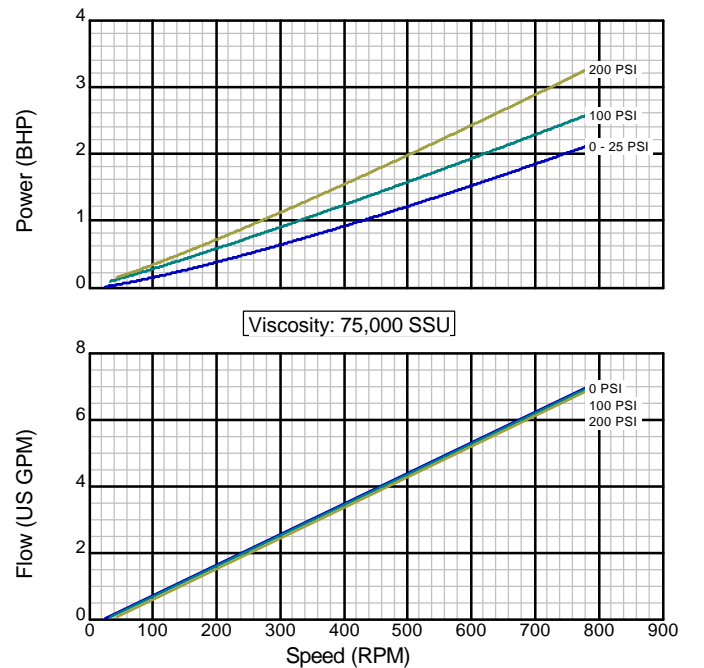
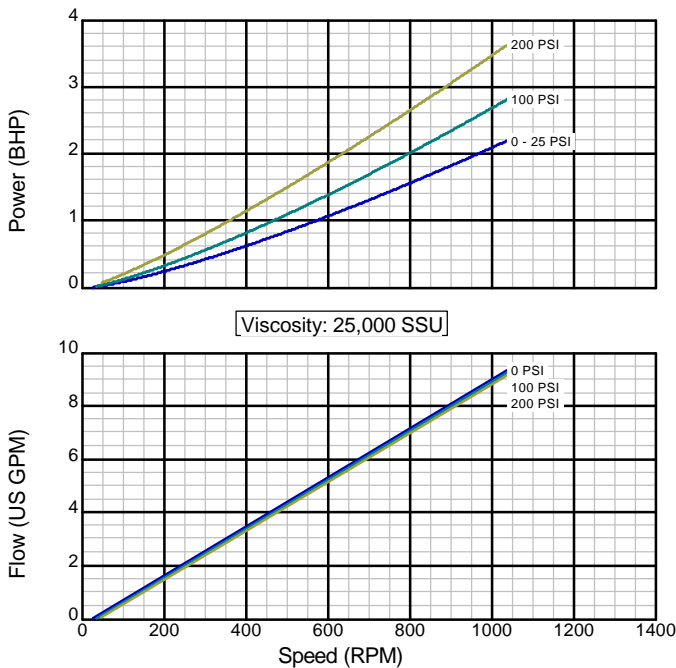
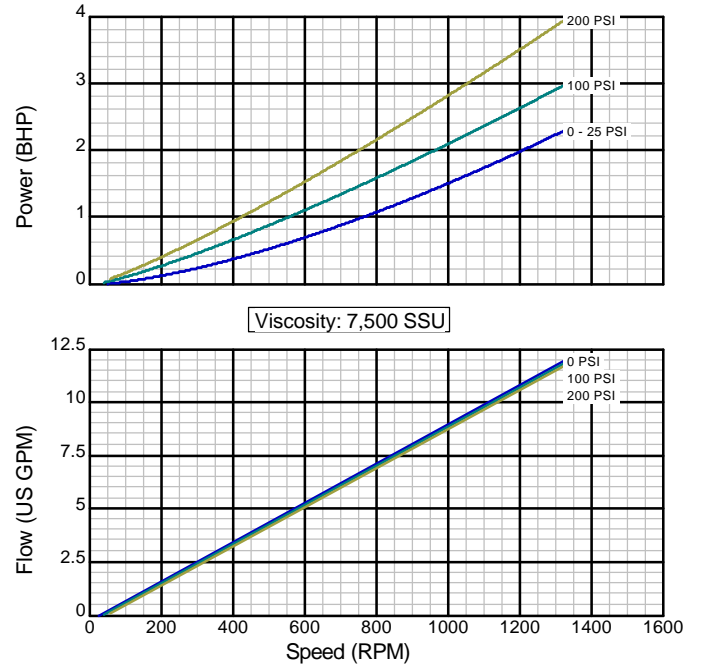
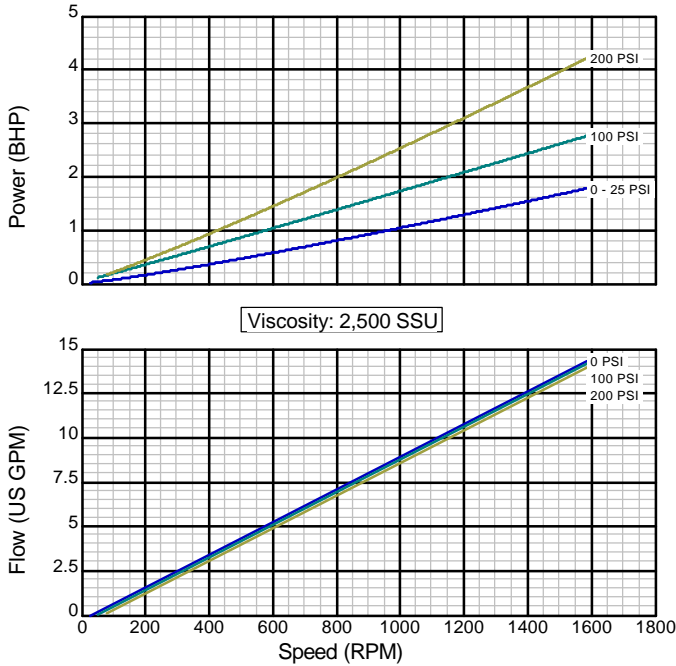
Performance Data For 6000 Series Pump

Model 6303

Iron Construction

Standard Clearance

1.5" Std. Port Size



There are many additional factors to consider when selecting a pump, including (but not limited to) suction conditions, temperature limitations and material compatibilities. Curve data is typical only, actual performance may vary. Consult the factory or an authorized Tuthill Pump Group representative for assistance.

Version 2.0.beta.0

Created on
 November 30, 2000



12500 South Pulaski Road
 Alsip, Illinois USA 60803
 Tel 708 389-2500 Fax 708 388-0869
 email: tuthillpump@tuthill.com
 www.tuthill.com

Tuthill Pump Group
 12500 South Pulaski Road
 Alsip, Illinois 60803
 USA
 Phone: 708-389-2500
 Fax: 708-388-0869
 tuthillpump@tuthill.com
 www.tuthillpump.com

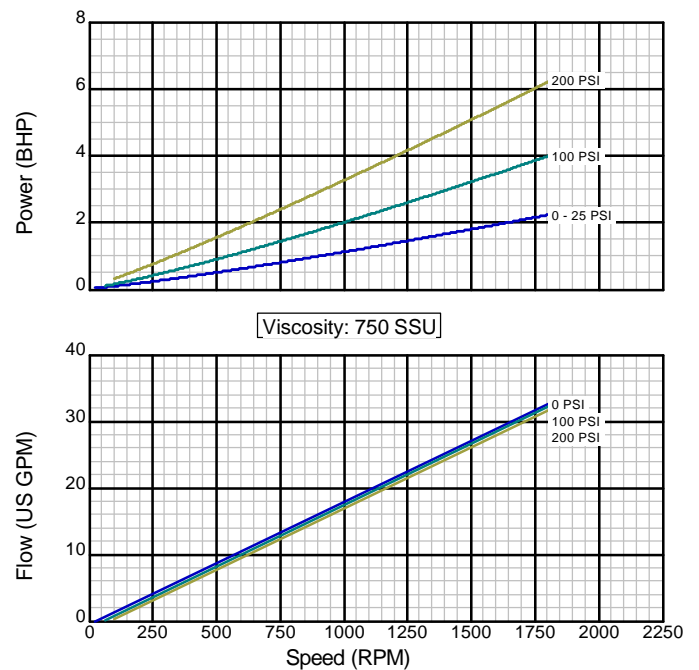
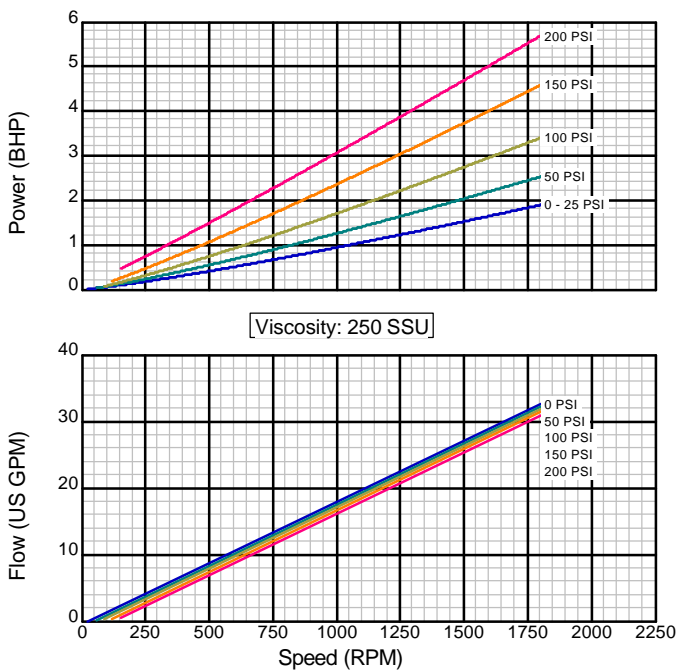
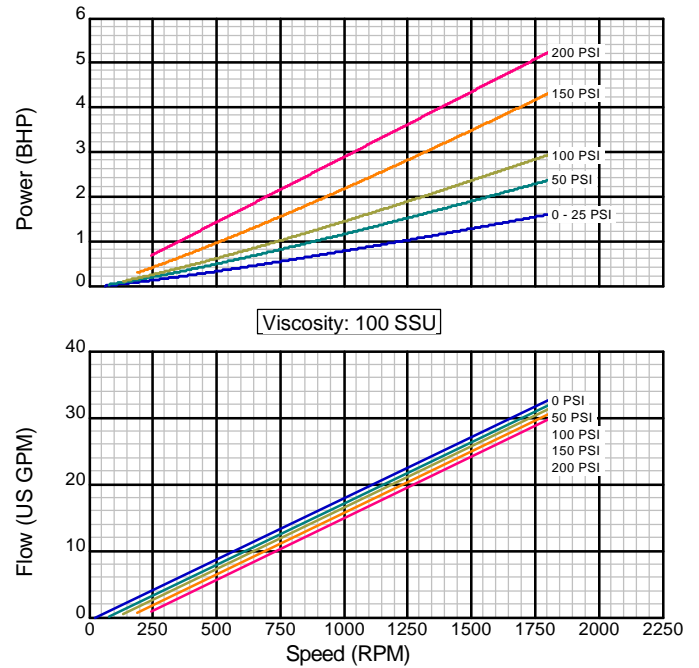
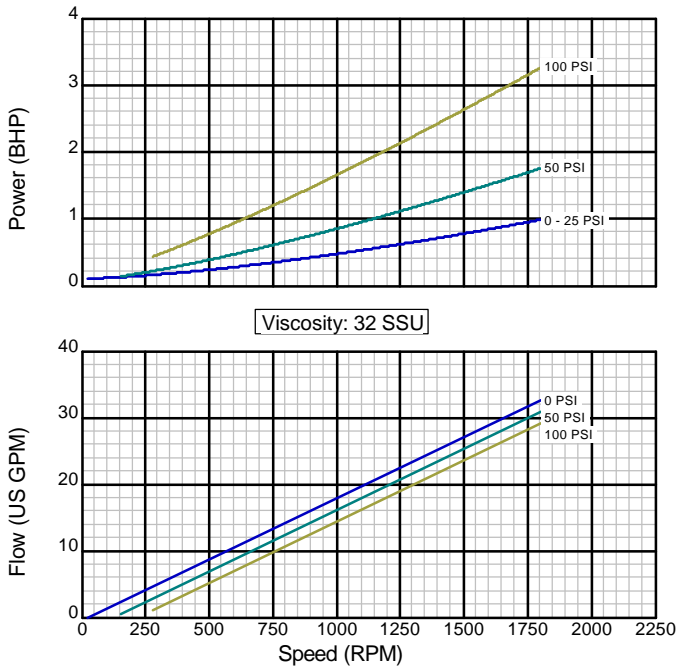
Performance Data For 6000 Series Pump

Model 6304

Iron Construction

Standard Clearance

1.5" Std. Port Size



There are many additional factors to consider when selecting a pump, including (but not limited to) suction conditions, temperature limitations and material compatibilities. Curve data is typical only, actual performance may vary. Consult the factory or an authorized Tuthill Pump Group representative for assistance.

Version 2.0.beta.0
 Created on
 November 30, 2000



12500 South Pulaski Road
 Alsip, Illinois USA 60803
 Tel 708 389-2500 Fax 708 388-0869
 email: tuthillpump@tuthill.com
 www.tuthill.com

Tuthill Pump Group
 12500 South Pulaski Road
 Alsip, Illinois 60803
 USA
 Phone: 708-389-2500
 Fax: 708-388-0869
 tuthillpump@tuthill.com
 www.tuthillpump.com

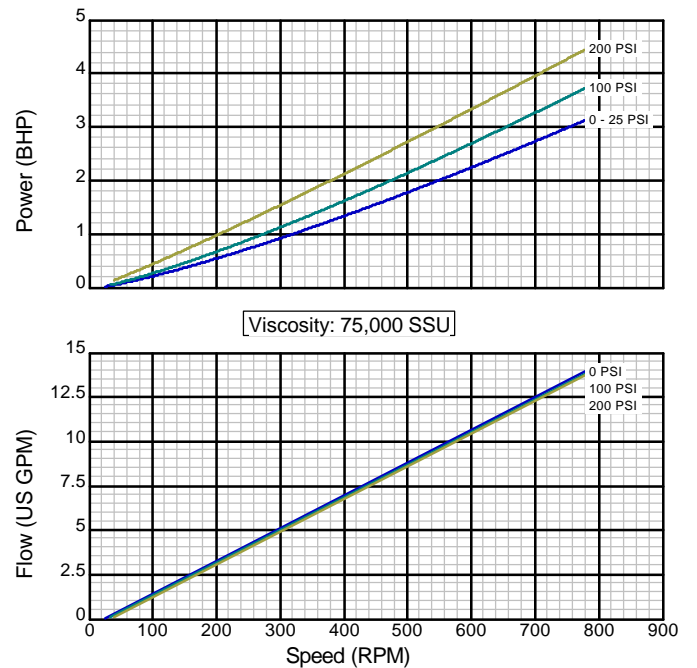
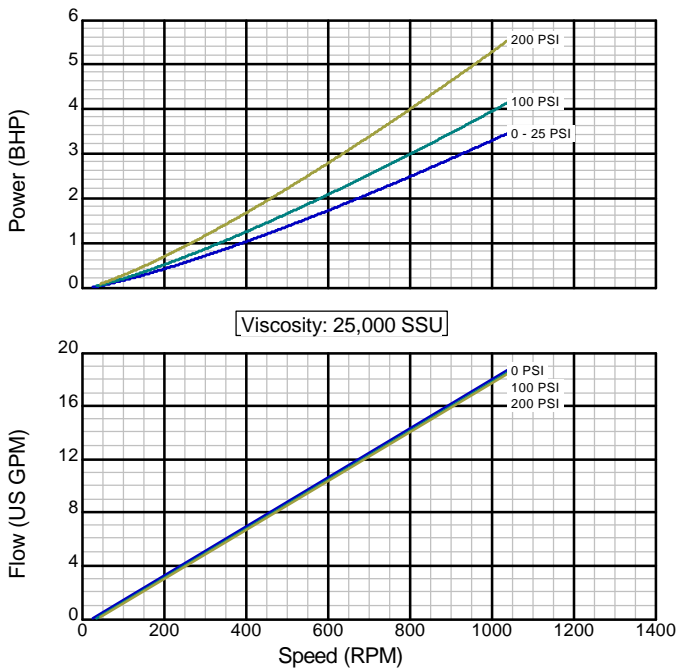
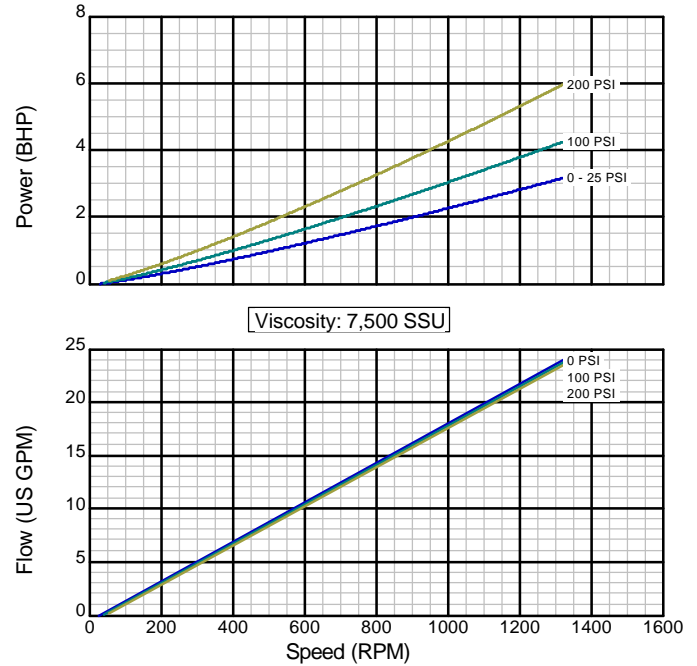
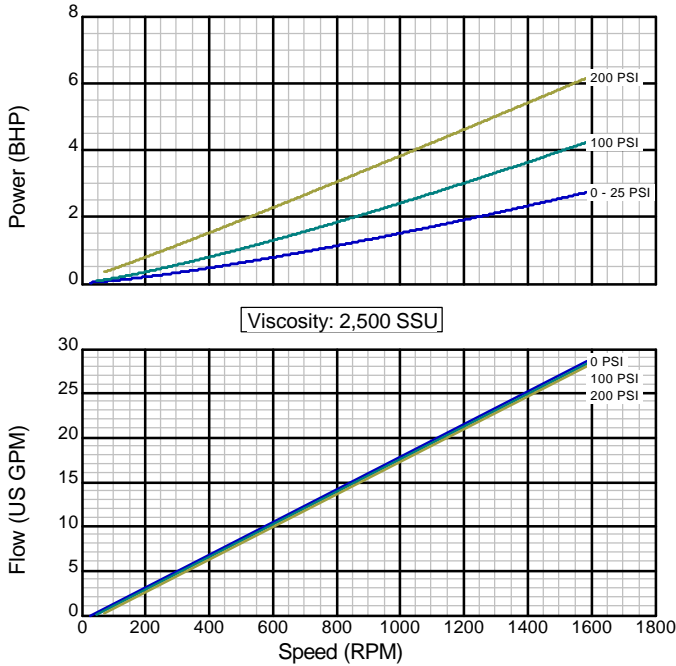
Performance Data For 6000 Series Pump

Model 6304

Iron Construction

Standard Clearance

1.5" Std. Port Size



There are many additional factors to consider when selecting a pump, including (but not limited to) suction conditions, temperature limitations and material compatibilities. Curve data is typical only, actual performance may vary. Consult the factory or an authorized Tuthill Pump Group representative for assistance.

Version 2.0.beta.0
 Created on
 November 30, 2000



12500 South Pulaski Road
 Alsip, Illinois USA 60803
 Tel 708 389-2500 Fax 708 388-0869
 email: tuthillpump@tuthill.com
 www.tuthill.com

Tuthill Pump Group
 12500 South Pulaski Road
 Alsip, Illinois 60803
 USA
 Phone: 708-389-2500
 Fax: 708-388-0869
 tuthillpump@tuthill.com
 www.tuthillpump.com

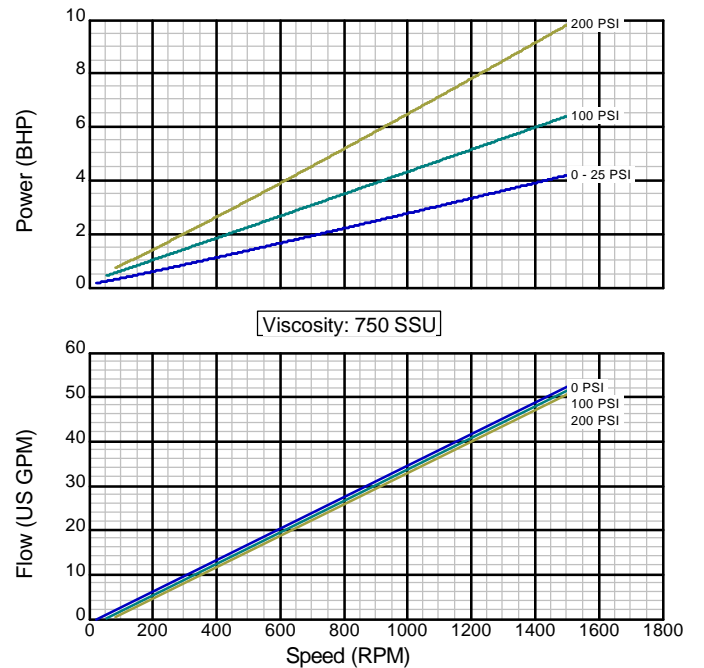
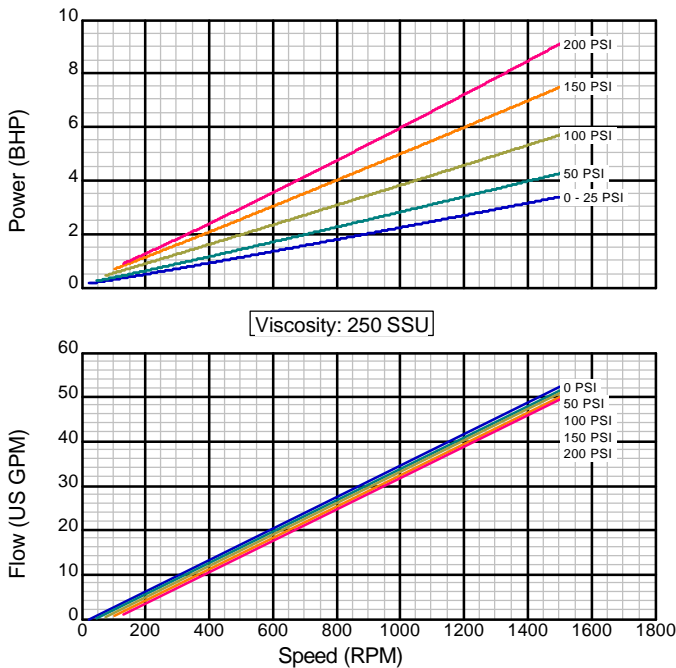
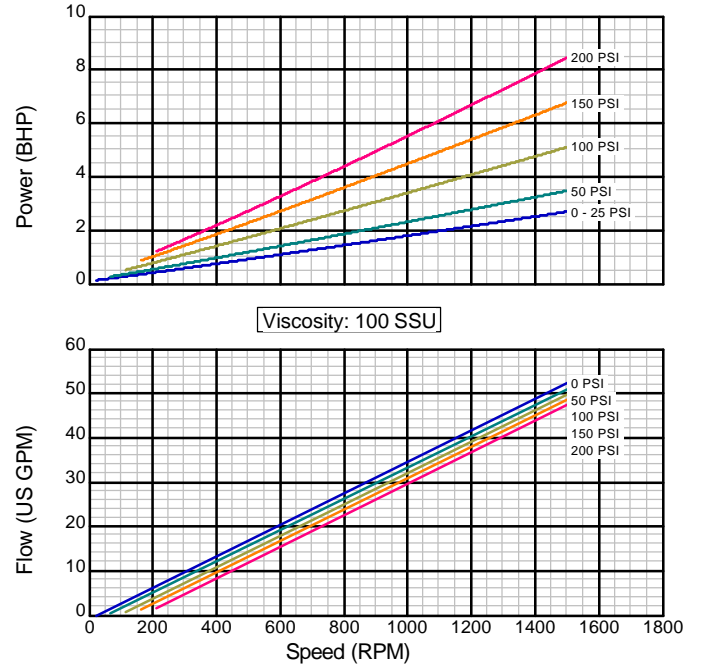
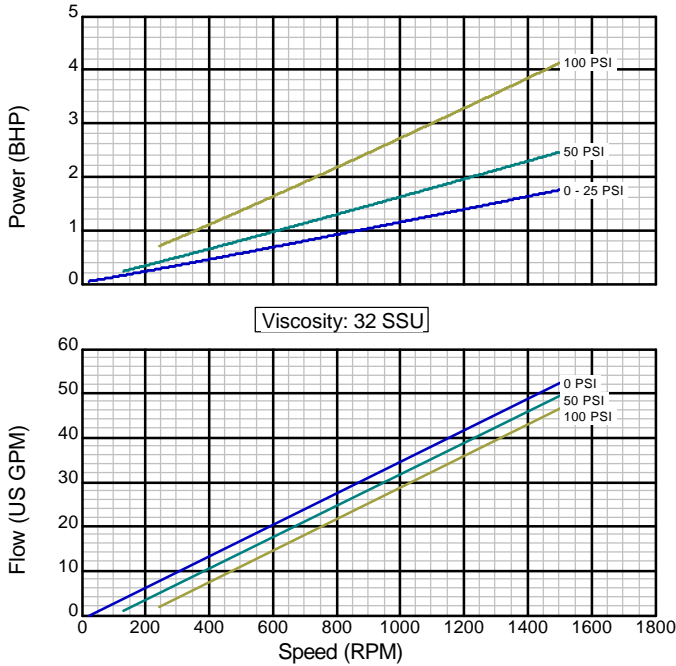
Performance Data For 6000 Series Pump

Model 6305

Iron Construction

Standard Clearance

2" Std. Port Size



There are many additional factors to consider when selecting a pump, including (but not limited to) suction conditions, temperature limitations and material compatibilities. Curve data is typical only, actual performance may vary. Consult the factory or an authorized Tuthill Pump Group representative for assistance.

Version 2.0.beta.0
 Created on
 November 30, 2000



12500 South Pulaski Road
 Alsip, Illinois USA 60803
 Tel 708 389-2500 Fax 708 388-0869
 email: tuthillpump@tuthill.com
 www.tuthill.com

Tuthill Pump Group
 12500 South Pulaski Road
 Alsip, Illinois 60803
 USA
 Phone: 708-389-2500
 Fax: 708-388-0869
 tuthillpump@tuthill.com
 www.tuthillpump.com

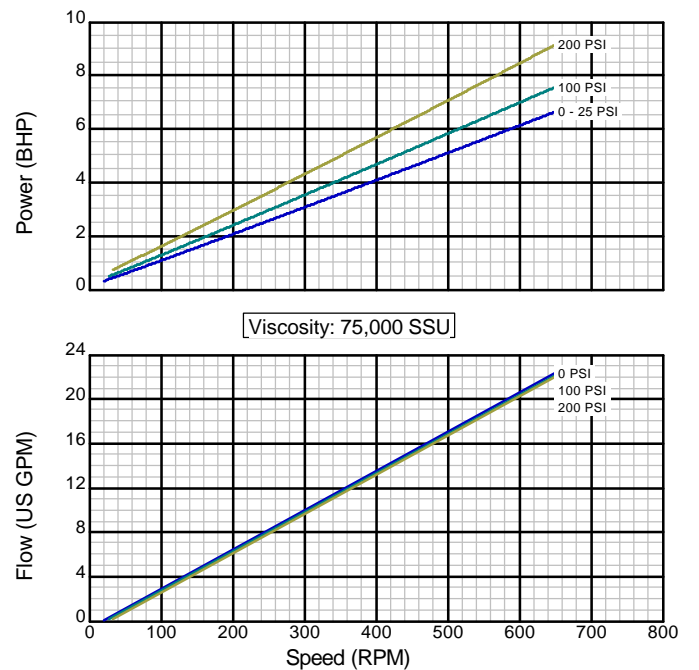
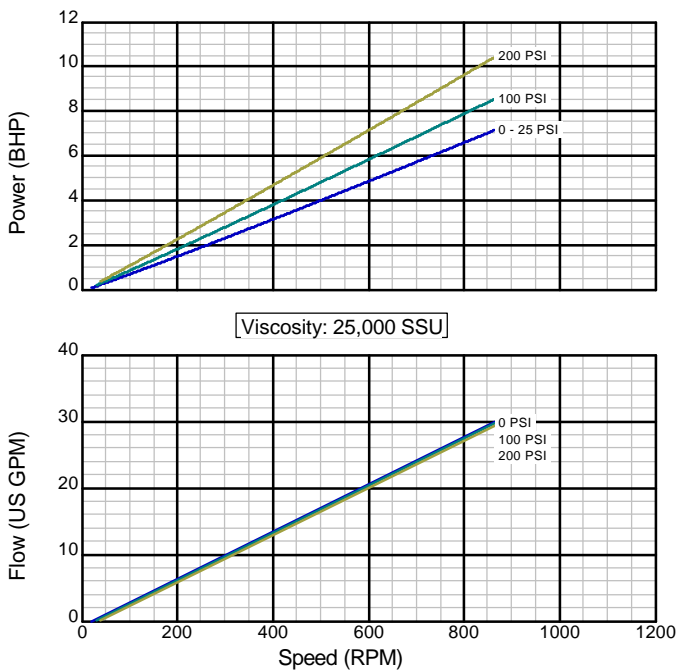
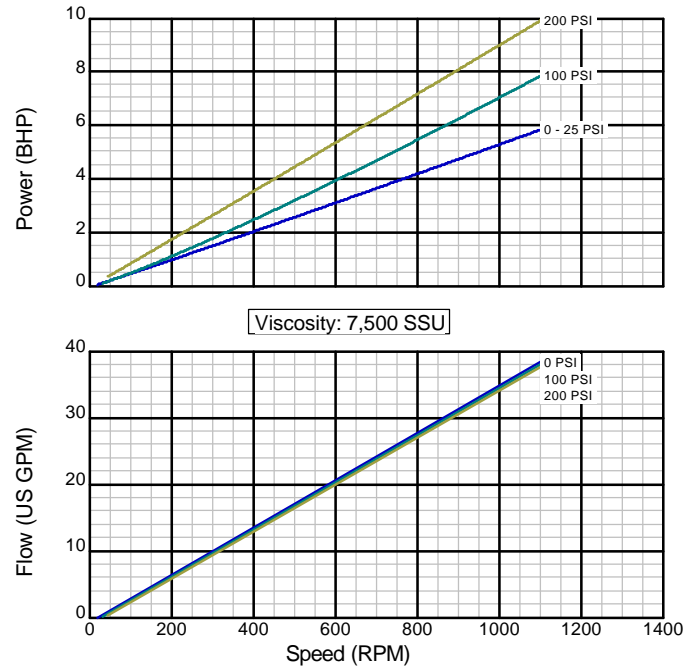
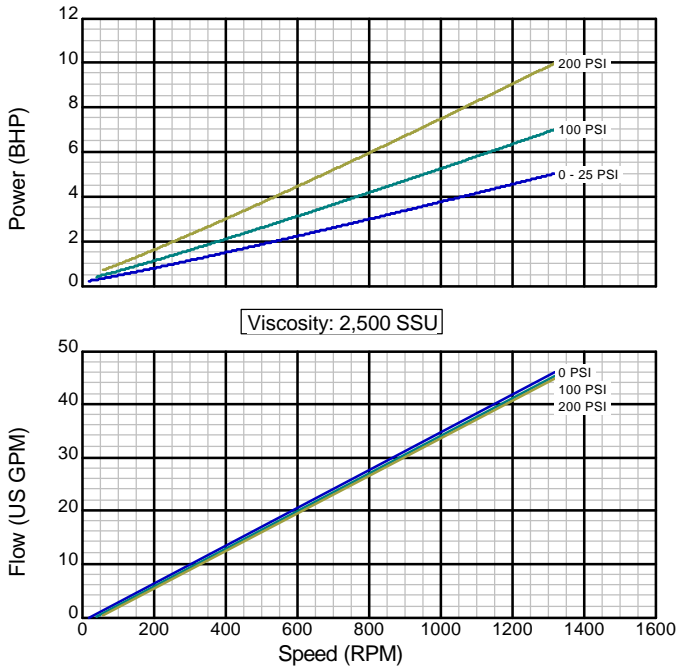
Performance Data For 6000 Series Pump

Model 6305

Iron Construction

Standard Clearance

2" Std. Port Size



There are many additional factors to consider when selecting a pump, including (but not limited to) suction conditions, temperature limitations and material compatibilities. Curve data is typical only, actual performance may vary. Consult the factory or an authorized Tuthill Pump Group representative for assistance.

Version 2.0.beta.0
 Created on
 November 30, 2000



12500 South Pulaski Road
 Alsip, Illinois USA 60803
 Tel 708 389-2500 Fax 708 388-0869
 email: tuthillpump@tuthill.com
 www.tuthill.com

Tuthill Pump Group
 12500 South Pulaski Road
 Alsip, Illinois 60803
 USA
 Phone: 708-389-2500
 Fax: 708-388-0869
 tuthillpump@tuthill.com
 www.tuthillpump.com

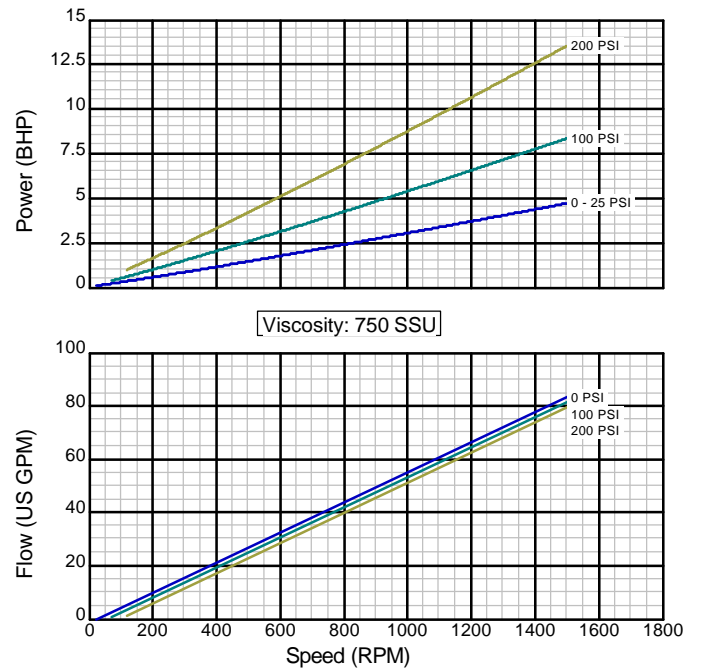
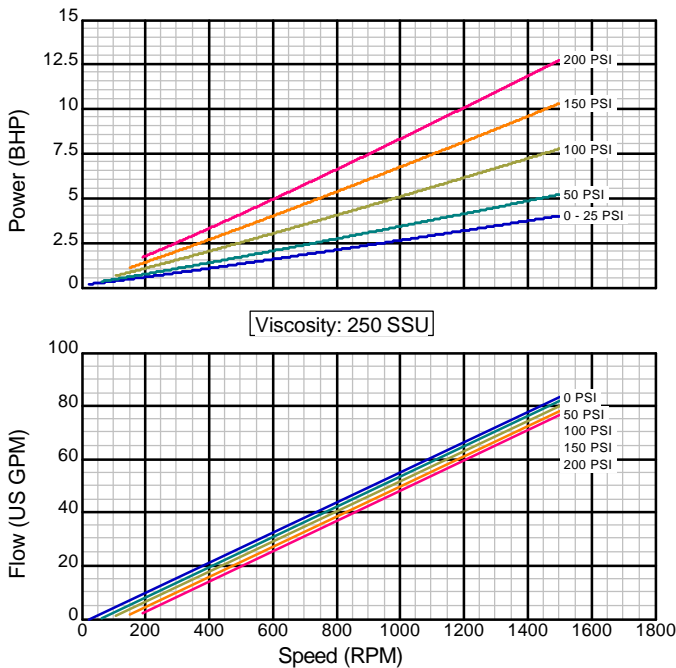
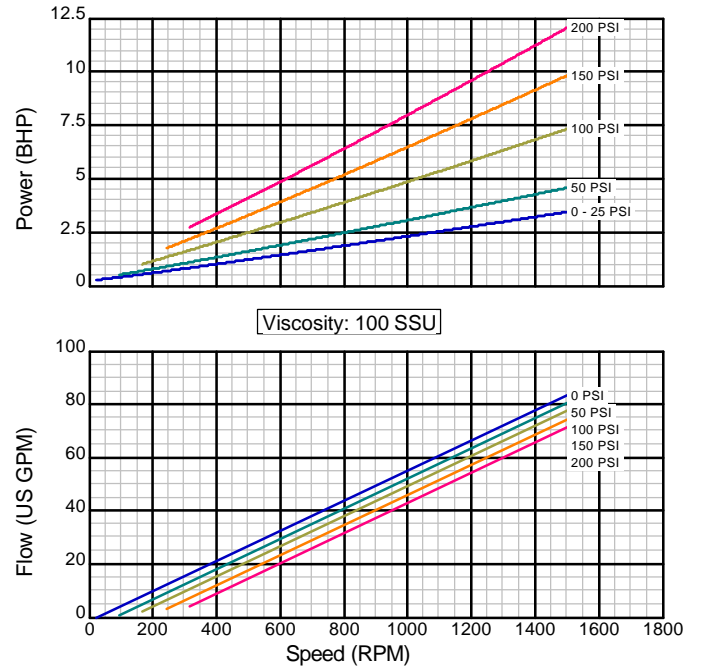
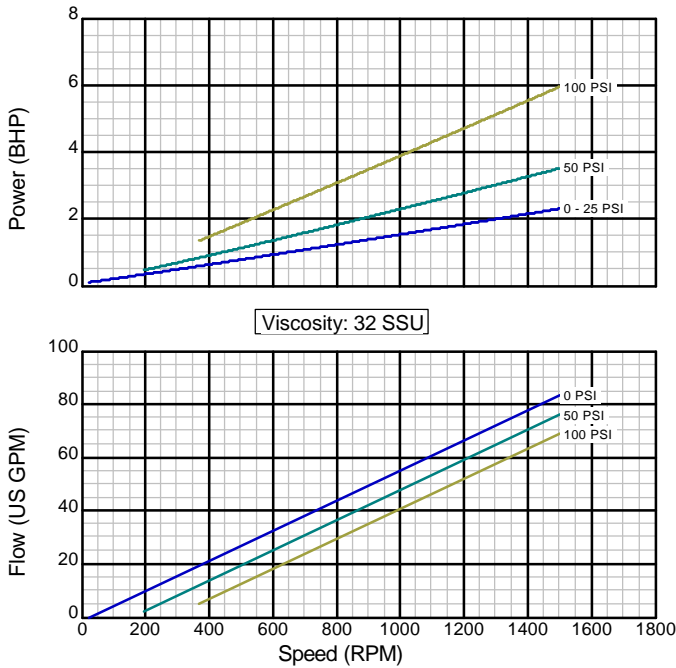
Performance Data For 6000 Series Pump

Model 6306

Iron Construction

Standard Clearance

2 1/2-3" Std. Port Size



There are many additional factors to consider when selecting a pump, including (but not limited to) suction conditions, temperature limitations and material compatibilities. Curve data is typical only, actual performance may vary. Consult the factory or an authorized Tuthill Pump Group representative for assistance.

Version 2.0.beta.0
 Created on
 November 30, 2000



12500 South Pulaski Road
 Alsip, Illinois USA 60803
 Tel 708 389-2500 Fax 708 388-0869
 email: tuthillpump@tuthill.com
 www.tuthill.com

Tuthill Pump Group
 12500 South Pulaski Road
 Alsip, Illinois 60803
 USA
 Phone: 708-389-2500
 Fax: 708-388-0869
 tuthillpump@tuthill.com
 www.tuthillpump.com

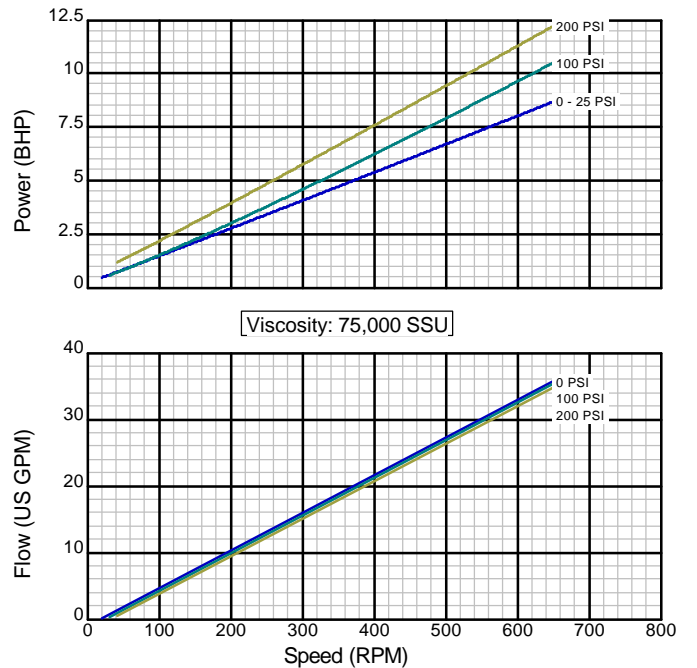
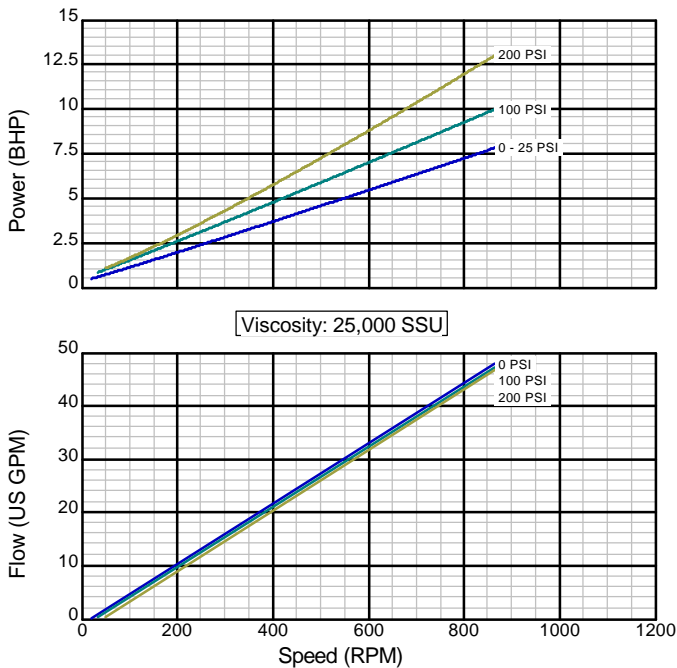
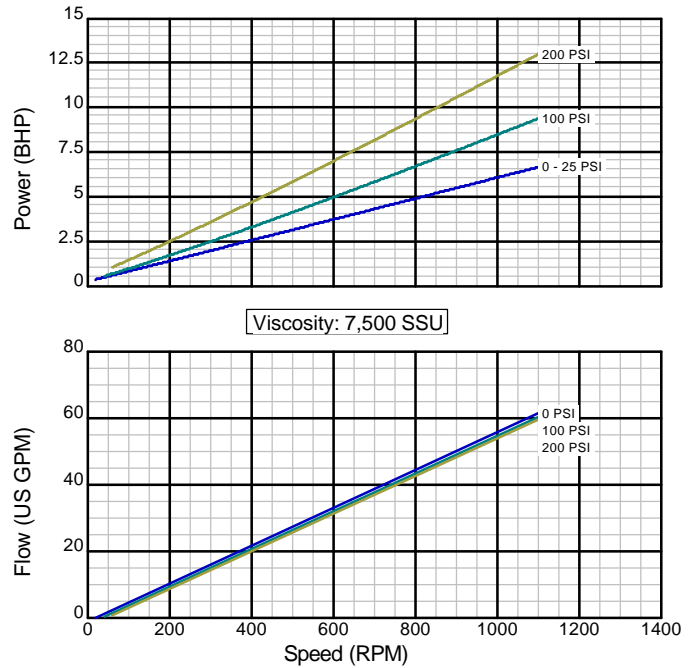
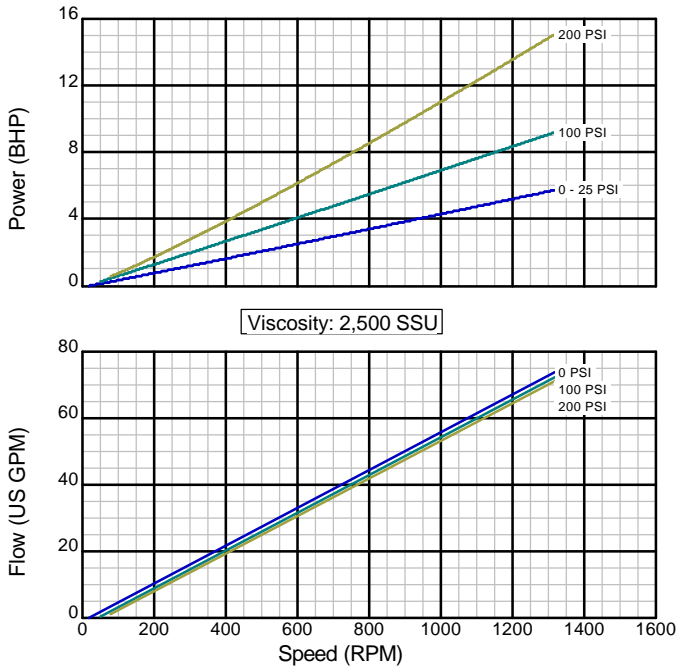
Performance Data For 6000 Series Pump

Model 6306

Iron Construction

Standard Clearance

2 1/2-3" Std. Port Size



There are many additional factors to consider when selecting a pump, including (but not limited to) suction conditions, temperature limitations and material compatibilities. Curve data is typical only, actual performance may vary. Consult the factory or an authorized Tuthill Pump Group representative for assistance.

Version 2.0.beta.0
 Created on
 November 30, 2000



12500 South Pulaski Road
 Alsip, Illinois USA 60803
 Tel 708 389-2500 Fax 708 388-0869
 email: tuthillpump@tuthill.com
 www.tuthill.com

Tuthill Pump Group
 12500 South Pulaski Road
 Alsip, Illinois 60803
 USA
 Phone: 708-389-2500
 Fax: 708-388-0869
 tuthillpump@tuthill.com
 www.tuthillpump.com

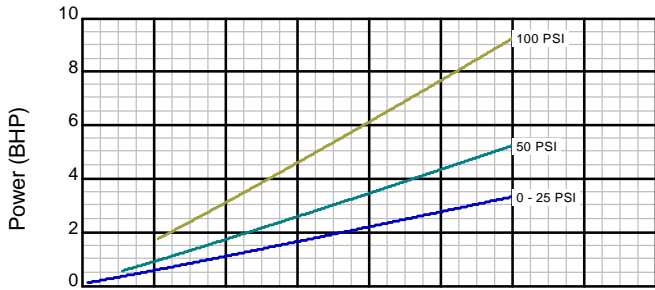
Performance Data For 6000 Series Pump

Model 6307

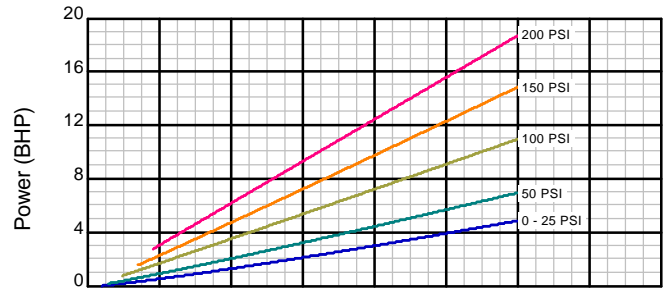
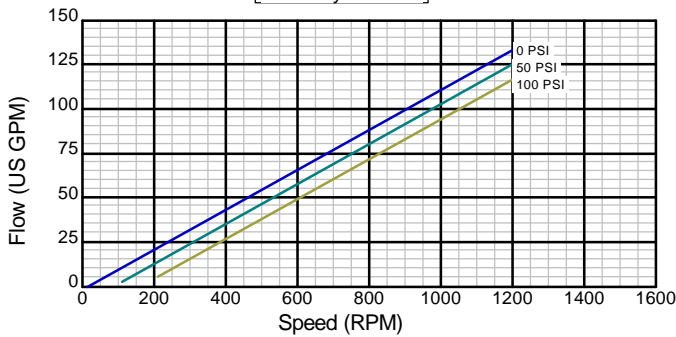
Iron Construction

Standard Clearance

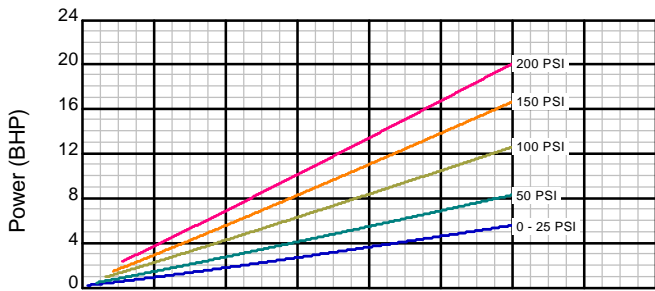
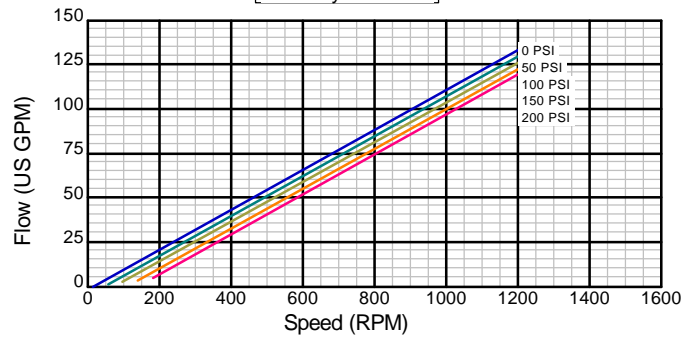
3" Std. Port Size



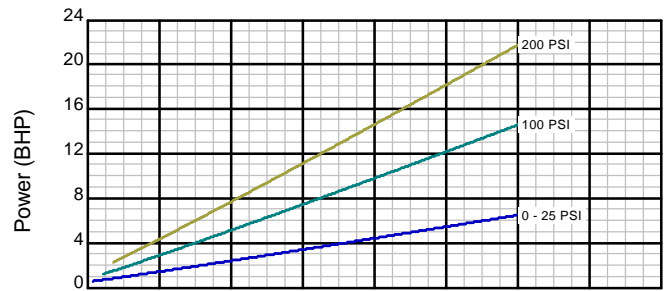
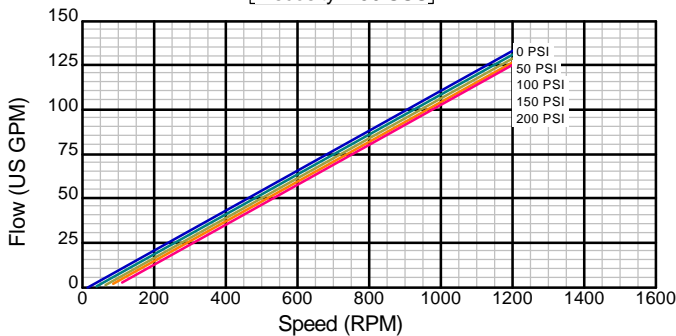
[Viscosity: 32 SSU]



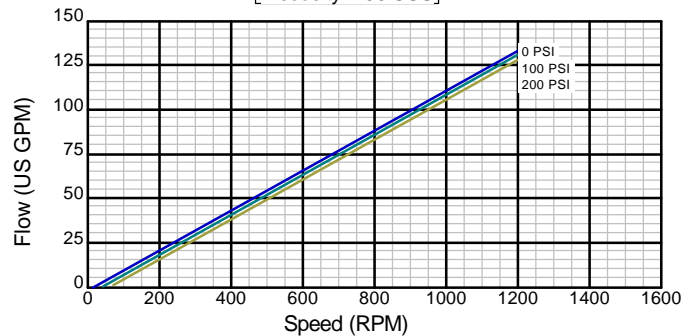
[Viscosity: 100 SSU]



[Viscosity: 250 SSU]



[Viscosity: 750 SSU]



There are many additional factors to consider when selecting a pump, including (but not limited to) suction conditions, temperature limitations and material compatibilities. Curve data is typical only, actual performance may vary. Consult the factory or an authorized Tuthill Pump Group representative for assistance.

Version 2.0.beta.0

Created on
 November 30, 2000



12500 South Pulaski Road
 Alsip, Illinois USA 60803
 Tel 708 389-2500 Fax 708 388-0869
 email: tuthillpump@tuthill.com
 www.tuthill.com

Tuthill Pump Group
 12500 South Pulaski Road
 Alsip, Illinois 60803
 USA
 Phone: 708-389-2500
 Fax: 708-388-0869
 tuthillpump@tuthill.com
 www.tuthillpump.com

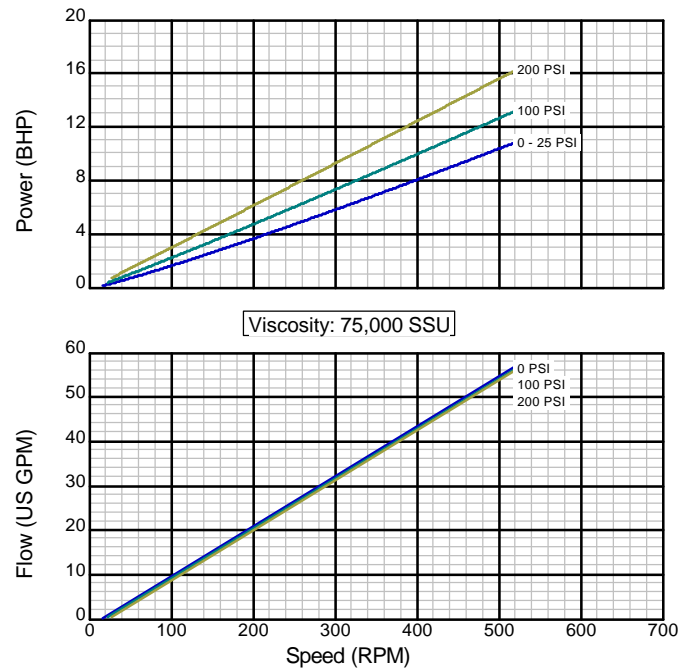
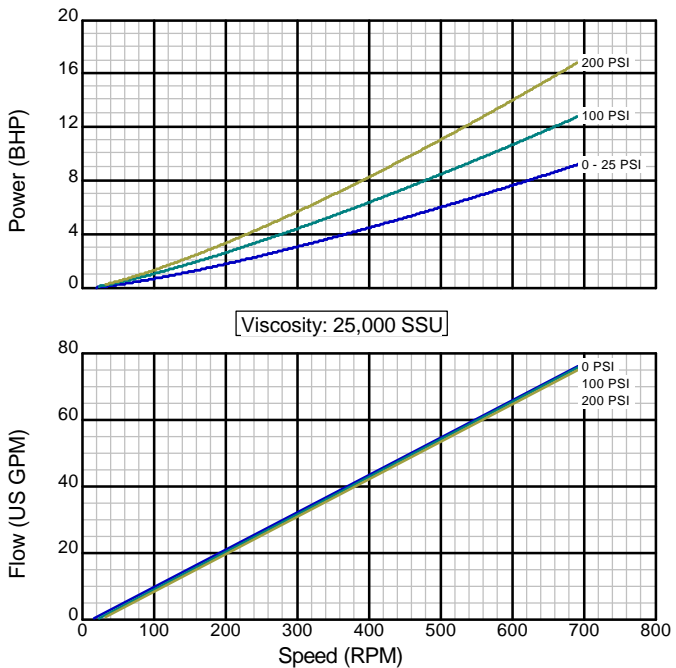
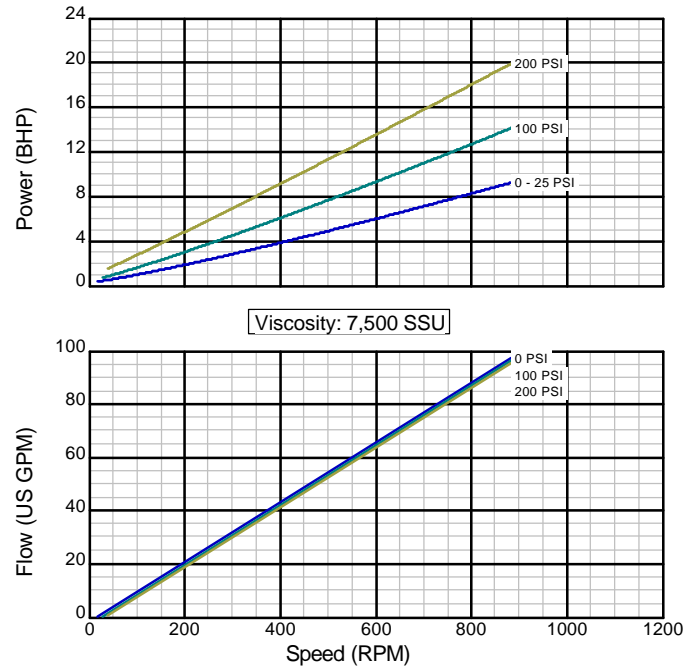
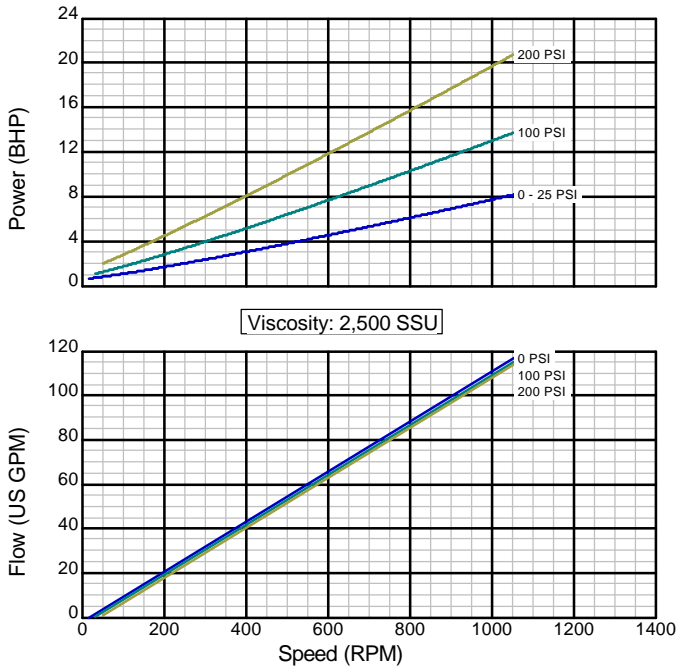
Performance Data For 6000 Series Pump

Model 6307

Iron Construction

Standard Clearance

3" Std. Port Size



There are many additional factors to consider when selecting a pump, including (but not limited to) suction conditions, temperature limitations and material compatibilities. Curve data is typical only, actual performance may vary. Consult the factory or an authorized Tuthill Pump Group representative for assistance.

Version 2.0.beta.0
 Created on
 November 30, 2000