

SPECIFICATIONS:

MODEL NUMBER: 8001-947-239

PUMP DESIGN: Positive Displacement 3 Chamber Diaphragm Pump

CHECK VALVE: (1-Way Operation) Prevents Reverse Flow

CAM: 3.0 Degree

MOTOR: Permanent Magnet, P/N 11-111-04

VOLTAGE: 12 VDC Nominal

PRESSURE SWITCH: Adjustable Shut-Off (Range 40-60 PSI)

Factory Set @ 100 PSI, Turn On 85PSI \pm 5 PSI

LIQUID TEMPERATURE: 180 Degrees Fahrenheit (82 Degrees Centigrade) Max.

PRIME: Self-Priming Up To 13 Ft. Vertical,

PORTS: 3/8"-18 NPT Female

MATERIAL OF CONSTRUCTION:

PLASTICS- Nylon

VALVES- EPDM

DIAPHRAGM- Santoprene

FASTENERS- Zinc Plated Steel

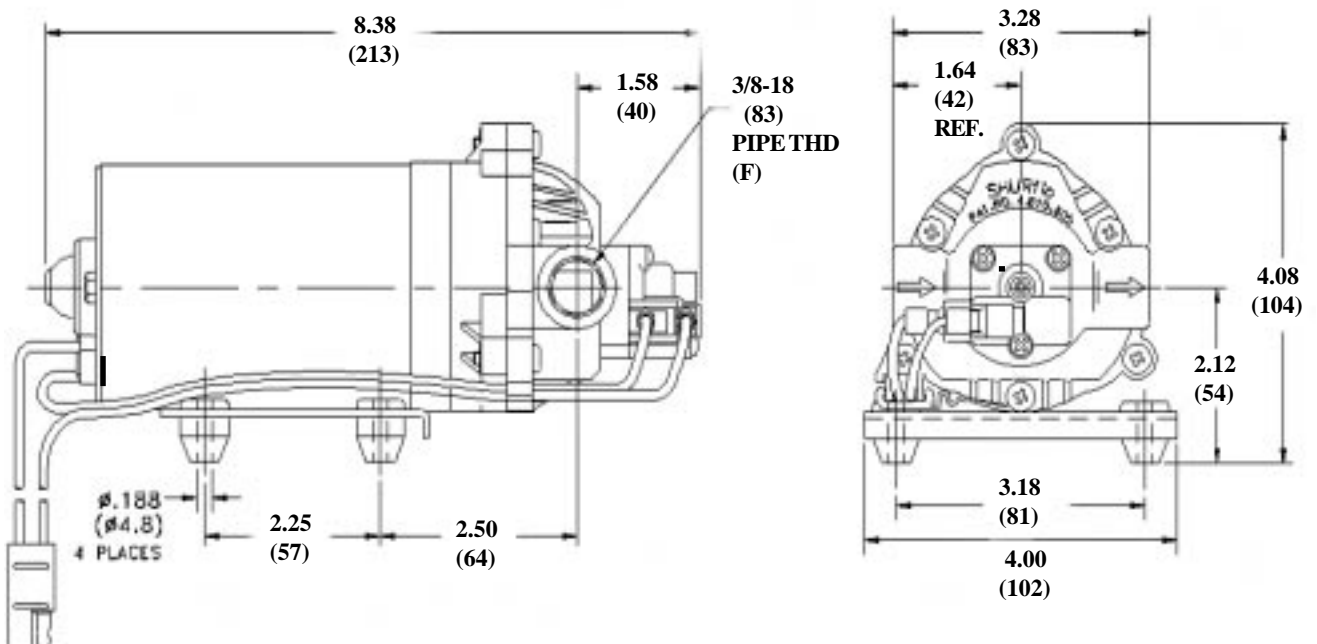
NET WEIGHT: 4.2Lbs (1.9 Kg)

DUTY CYCLE: Intermittent (See Temperature Rise Chart)

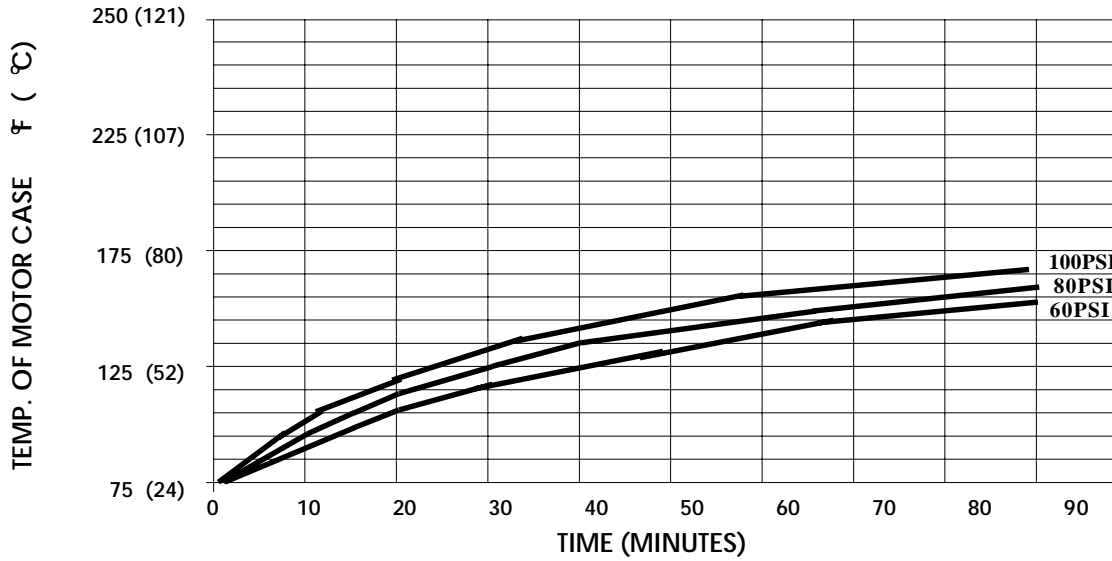
TYPICAL APPLICATIONS: Industrial Spraying, Transfer

HARNESS: 2-Pin (Trailer) Connector with 6ft Leads (70-018) Included

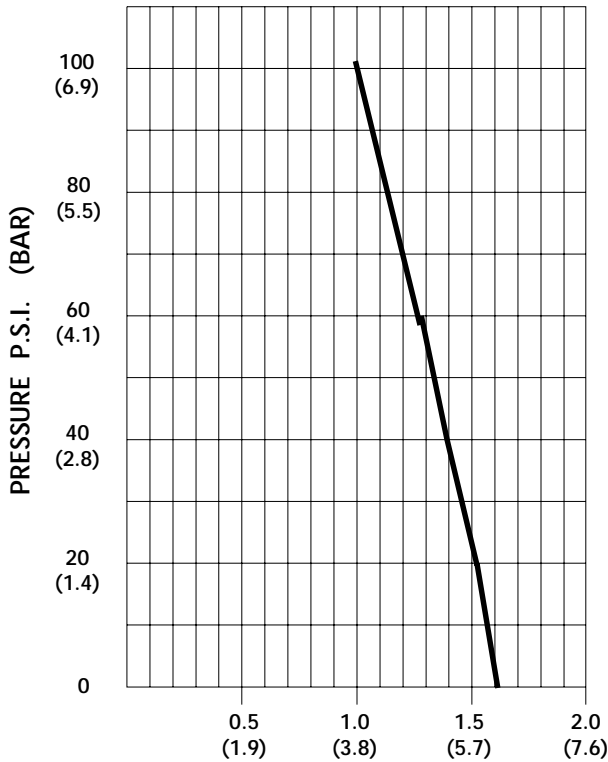
DIMENSIONS:



TEMPERATURE RISE



TYPICAL PERFORMANCE



PRESSURE (PSI)	FLOW (GPM/LIT)	RPM MIN/MAX	CURRENT (AMPS)	VOLTAGE (VOLTS)
OPEN	1.74/6.6	2435/2450	2.9	12VDC
10	1.68/6.4	2380/2309	3.6	
20	1.61/5.8	2260/2275	4.4	
30	1.53/5.8	2260/2275	5.1	
40	1.45/5.5	2205/2225	5.7	
50	1.39/5.3	2150/2180	6.4	
60	1.35/5.1	12105/2130	7.0	
70	1.29/4.9	2055/2075	7.6	
80	1.25/4.7	2000/2030	8.2	
90	1.20/4.5	4945/1975	8.8	
100	1.15/4.3	1895/1920	9.3	

FLOW - GALLONS PER MINUTE (LITERS PER MINUTE)

-SPECIFICATIONS SUBJECT TO CHANGE WITHOUT NOTICE.

-ALL DATA BASED ON TESTING WITH WATER AT AMBIENT TEMPERATURE.