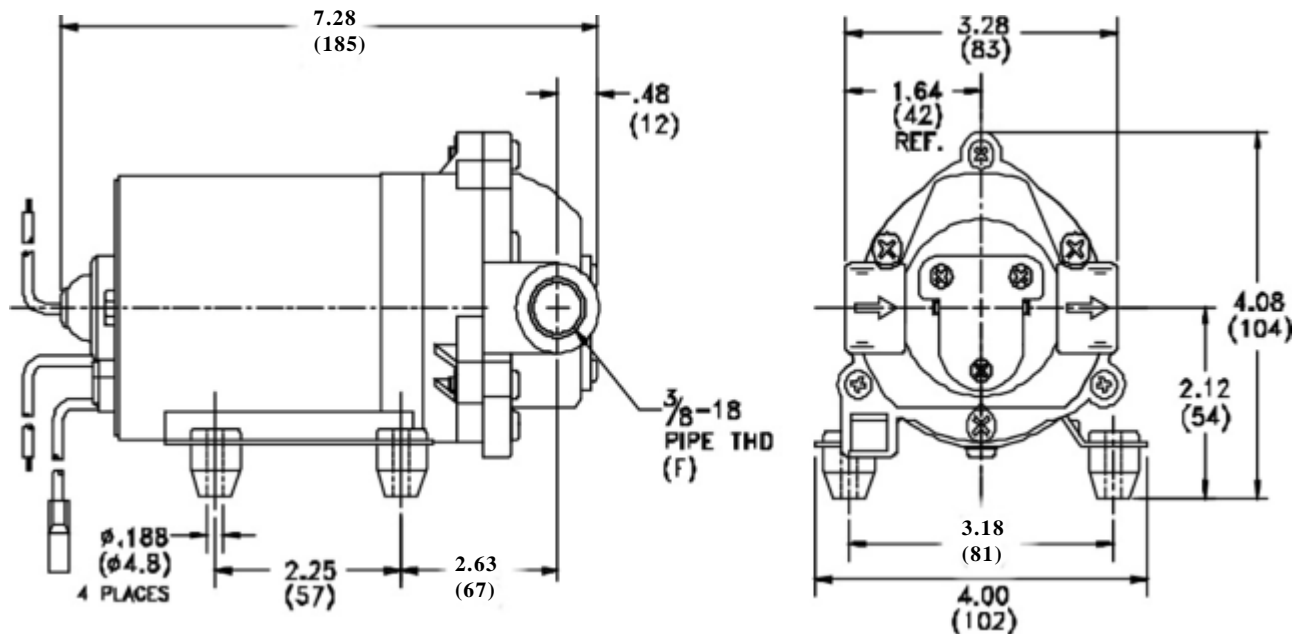


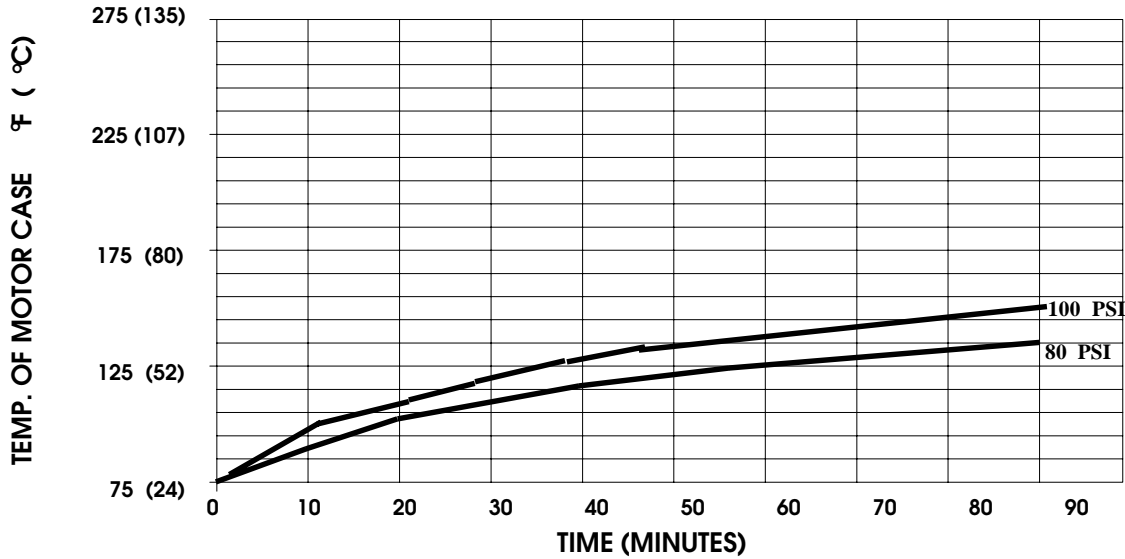
SPECIFICATIONS:

- MODEL NUMBER:** 8000-941-260
- PUMP DESIGN:** Positive Displacement 3 Chamber Diaphragm Pump
- CAM:** 2.0 Degree
- MOTOR:** Permanent Magnet, P/N 11-111-00
- VOLTAGE:** 12 VDC Nominal
- PRESSURE SWITCH:** None
- LIQUID TEMPERATURE:** 180 Degrees Fahrenheit (82 Degrees Centigrade) Max.
- PRIME:** Self-Priming Up To 9.0 Ft. Vertical,
Max. Inlet Pressure 30 PSI (2.1 Bar)
- PORTS:** 3/8"-18 NPT Female
- MATERIAL OF CONSTRUCTION:**
 - PLASTICS-** Nylon
 - VALVES-** EPDM
 - DIAPHRAGM-** Santoprene
 - FASTENERS-** Zinc Plated Steel
- NET WEIGHT:** 4.5 Lbs (2.0 Kg)
- DUTY CYCLE:** Continuous (See Temperature Rise Chart)
- TYPICAL APPLICATIONS:** Soil Extraction
- BYPASS:** 145 PSI Max.
- TYPICAL APPLICATIONS:** Road Sweeper Dust Suppression

DIMENSIONS:

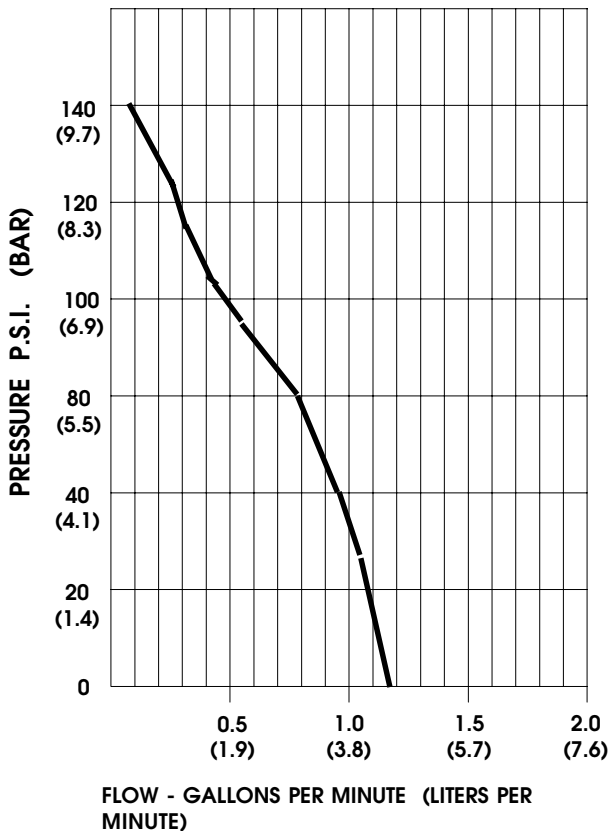


TEMPERATURE RISE



THIS GRAPH IS FOR USE AS A DESIGN GUIDE. IT IS BASED ON RUNNING CONTINUOUSLY WITH AN AMBIENT TEMPERATURE OF 70° F IN STILL AIR.

TYPICAL PERFORMANCE



PRESSURE (PSI)	FLOW (GPM/LIT)	RPM MIN/MAX	CURRENT (AMPS)	VOLTAGE (VOLTS)
OPEN	1.18/4.5	2340/2350	2.1	12 VDC
10	1.14/4.3	2325/2340	2.5	
20	1.05/4.0	2290/2300	3.0	
30	0.98/3.7	2250/2275	3.6	
40	0.94/3.5	2225/2235	4.1	
50	0.88/3.3	2190/2205	4.6	
60	0.84/3.2	2155/2185	5.0	
70	0.78/3.0	2125/2155	5.4	
80	0.75/2.8	2100/2120	5.8	
100	0.57/2.2	2075/2095	6.5	
120	0.21/0.8	1970/2045	7.2	
140	0.10/0.4	1945/2015	7.5	

-SPECIFICATIONS SUBJECT TO CHANGE WITHOUT NOTICE.

-ALL DATA BASED ON TESTING WITH WATER AT AMBIENT TEMPERATURE.