

SPECIFICATIONS:

MODEL NUMBER: 2088-511-834

PUMP DESIGN: Positive Displacement 3 Chamber Diaphragm Pump

CHECK VALVE: (1-Way Operation) Prevents Reverse Flow

CAM: 2.5 Degree

MOTOR: Permanent Magnet, P/N 11-185-00, Powder-Coated, Thermally Protected

VOLTAGE: 12 VDC Nominal

PRESSURE SWITCH: Splash-Proof, Adjustable from 30 to 50 PSI.

Factory Set @ 45 PSI Shut-Off, Turn On 25 PSI ± 5 PSI

LIQUID TEMPERATURE: 130 Degrees Fahrenheit (54 Degrees Centigrade) Max.

PRIME: Self-Priming Up To 8.0 Ft. Vertical,
Max. Inlet Pressure 30 PSI (2.1 Bar)

PORTS: 1/2"-14 Male Parallel Thread

MATERIAL OF CONSTRUCTION:

PLASTICS- Polypropylene

VALVES- Santoprene

DIAPHRAGM- Santoprene

FASTENERS- Stainless Steel

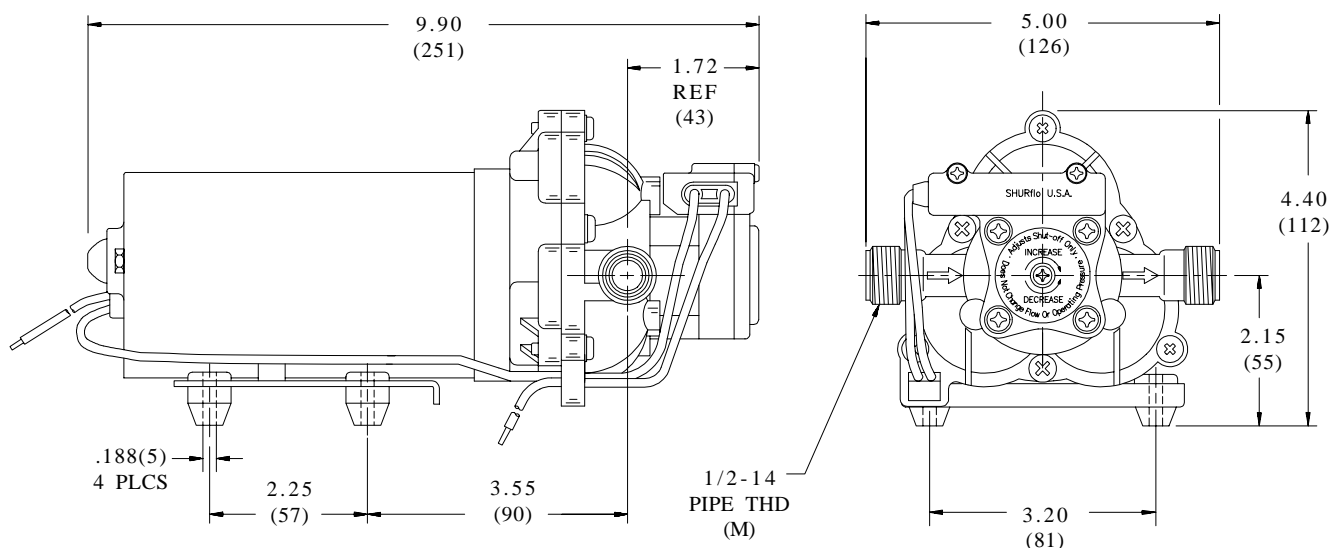
NET WEIGHT: 6.0 Lbs (2.7 Kg)

DUTY CYCLE: Continuous (See Temperature Rise Chart)

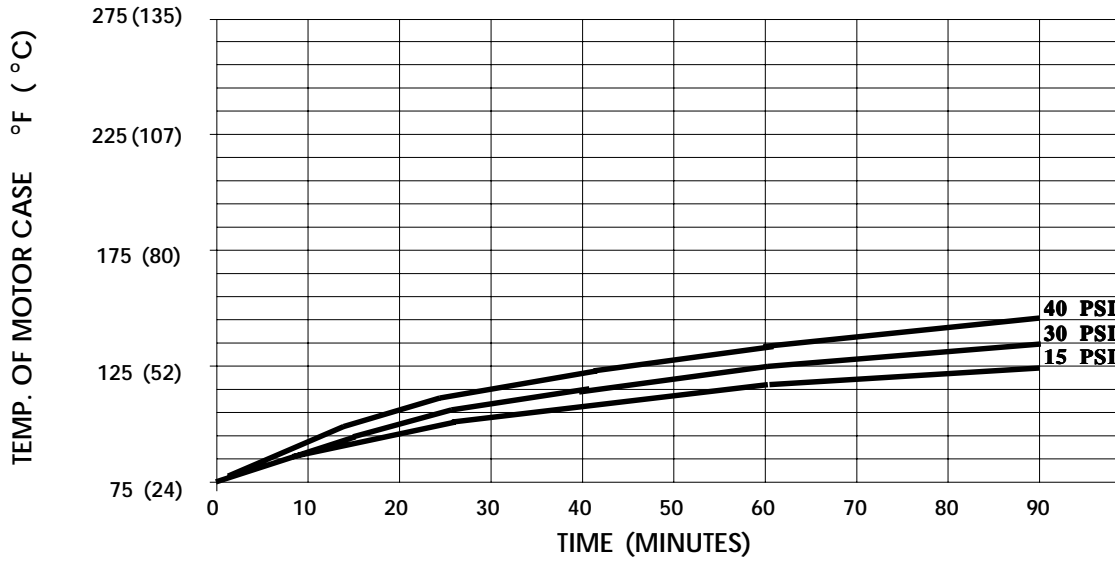
TYPICAL APPLICATIONS: Water Delivery, General Industrial Applications

APPROVALS: N.S.F. Listed

DIMENSIONS:

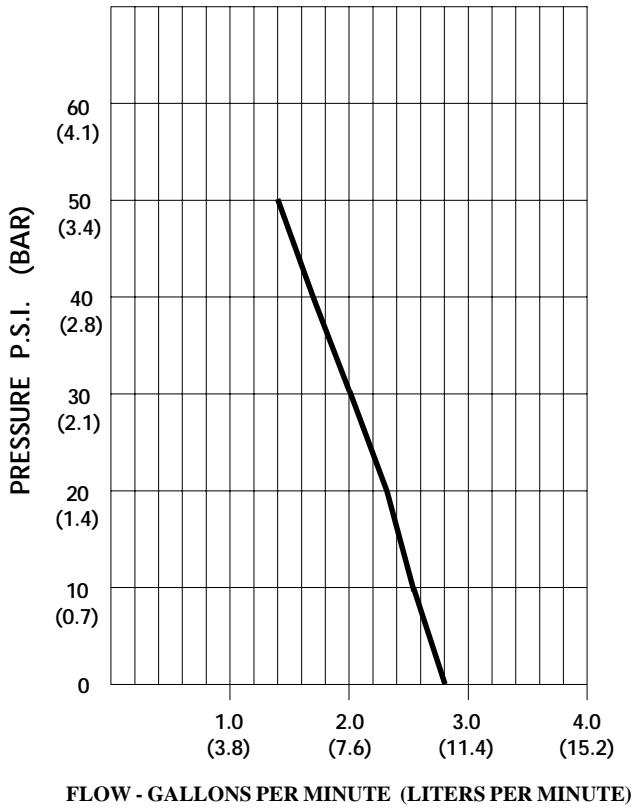


TEMPERATURE RISE



THIS GRAPH IS FOR USE AS A DESIGN GUIDE. IT IS BASED ON RUNNING CONTINUOUSLY WITH AN AMBIENT TEMPERATURE OF 75°F IN STILL AIR. THE THERMAL BREAKER WILL OPEN WHEN THE CASE TEMPERATURE REACHES 280°F.

TYPICAL PERFORMANCE



PRESSURE (PSI)	FLOW (GPM/LIT)	RPM MIN/MAX	CURRENT (AMPS)	VOLTAGE (VOLTS)
OPEN	2.80/10.6	2380/2430	4.5	12 VDC
10	2.50/9.5	2345/2415	5.0	"
20	2.30/8.7	2290/2370	6.0	"
30	2.00/7.6	2270/2340	6.7	"
40	1.70/6.4	2260/2310	7.3	"
50	1.40/5.3	2255/2290	7.5	"

*-SPECIFICATIONS SUBJECT TO CHANGE WITHOUT NOTICE.
-ALL DATA BASED ON TESTING WITH WATER.*