

**SPECIFICATIONS:**

**MODEL NUMBER:** 2088-394-144

**PUMP DESIGN:** Positive Displacement 3 Chamber Diaphragm Pump

**CHECK VALVE:** (1-Way Operation) Prevents Reverse Flow

**CAM:** 3.0 Degree

**MOTOR:** Permanent Magnet, P/N 11-195-01, Thermally Protected

**VOLTAGE:** 115 VAC Nominal

**PRESSURE SWITCH:** Factory Set @ 45 PSI Shut-Off, Turn On 25 ± 5 PSI

**LIQUID TEMPERATURE:** 170 Degrees Fahrenheit (77 Degrees Centigrade) Max.

**PRIME:** Self-Priming Up To 9.0 Ft. Vertical,  
Max. Inlet Pressure 30 PSI (2.1 Bar)

**PORTS:** 1/2" - 14 Male Parallel Thread

**MATERIAL OF CONSTRUCTION:**

**PLASTICS-** Polypropylene

**VALVES-** Viton

**DIAPHRAGM-** Viton (Switch), Santoprene (Main)

**FASTENERS-** Zinc Plated Steel

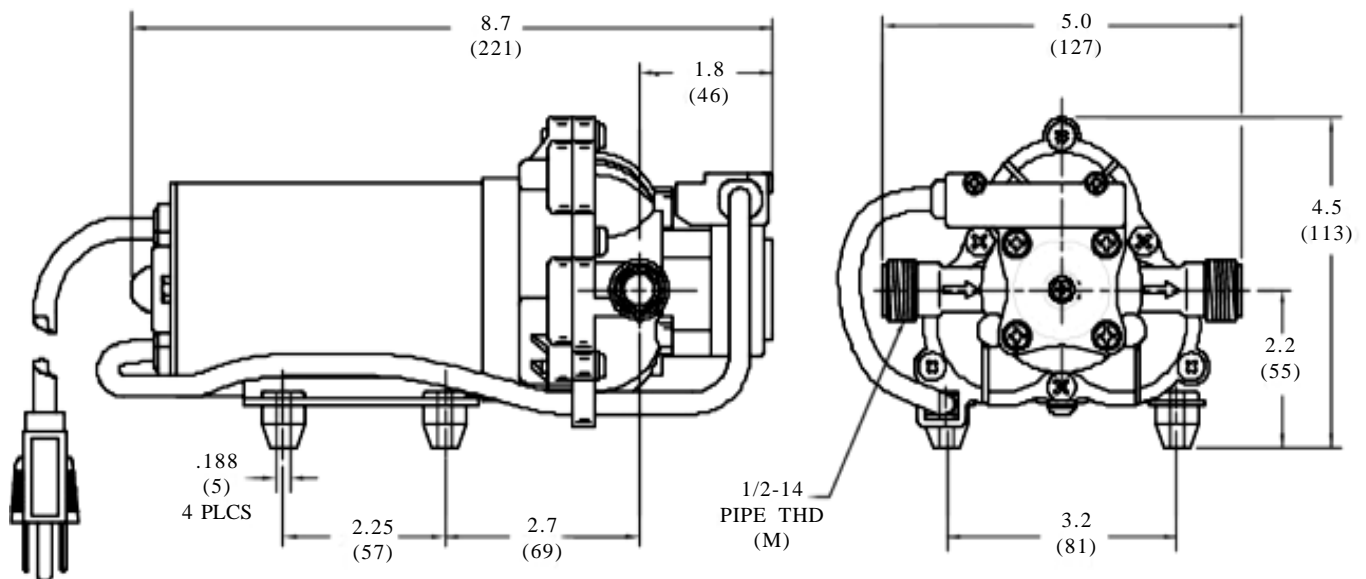
**NET WEIGHT:** 5.3 Lbs (2.4 Kg)

**DUTY CYCLE:** Intermittent (See Temp. Rise Chart)

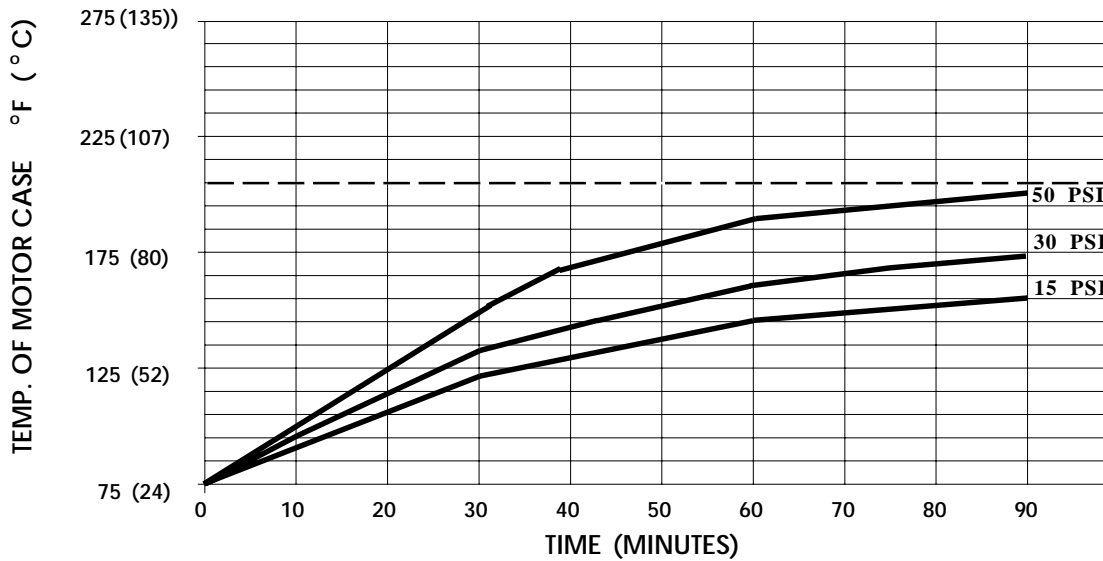
**TYPICAL APPLICATIONS:** Agricultural Spraying

**APPROVALS:** UL, C-UL Listed

**DIMENSIONS:**



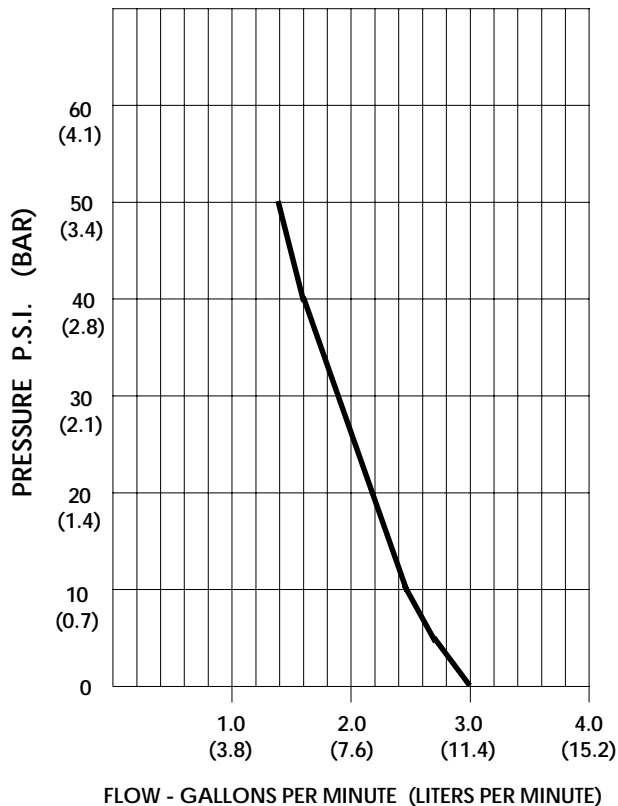
### TEMPERATURE RISE



THIS GRAPH IS FOR USE AS A DESIGN GUIDE. IT IS BASED ON RUNNING CONTINUOUSLY WITH AN AMBIENT TEMPERATURE OF 75° F IN STILL AIR. THE THERMAL BREAKER WILL OPEN WHEN THE CASE TEMPERATURE REACHES 205° F.

[----- TRIP POINT OF THERMAL PROTECTOR]

### TYPICAL PERFORMANCE



PRESSURE (PSI)	FLOW (GPM/LIT)	RPM MIN/MAX	CURRENT (AMPS)	VOLTAGE (VOLTS)
OPEN	3.0/11.3	1940/1945	0.50	115 VAC
10	2.4/9.1	1850/1860	0.55	"
20	2.2/8.3	1725/1735	0.60	"
30	1.9/7.2	1630/1640	0.65	"
40	1.6/6.0	1525/1560	0.70	"
50	1.4/5.3	1525/1560	0.75	"

*-SPECIFICATIONS SUBJECT TO CHANGE WITHOUT NOTICE.  
-ALL DATA BASED ON TESTING WITH WATER.*