

SCOT

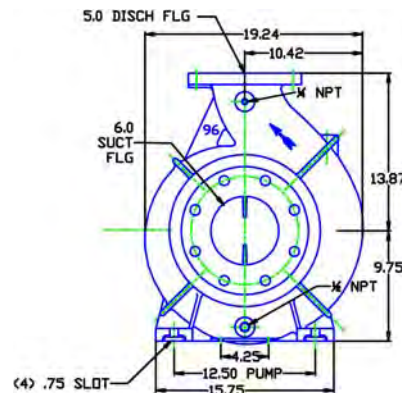
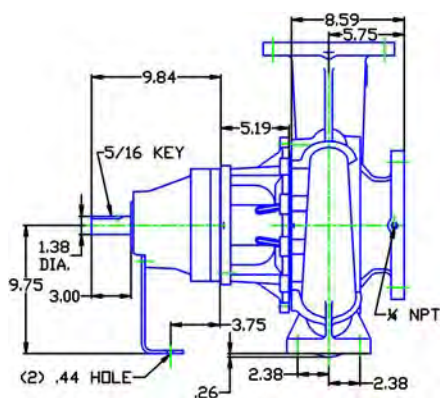
FRAMEPUMP™ — VARIABLE SPEED

FP 96

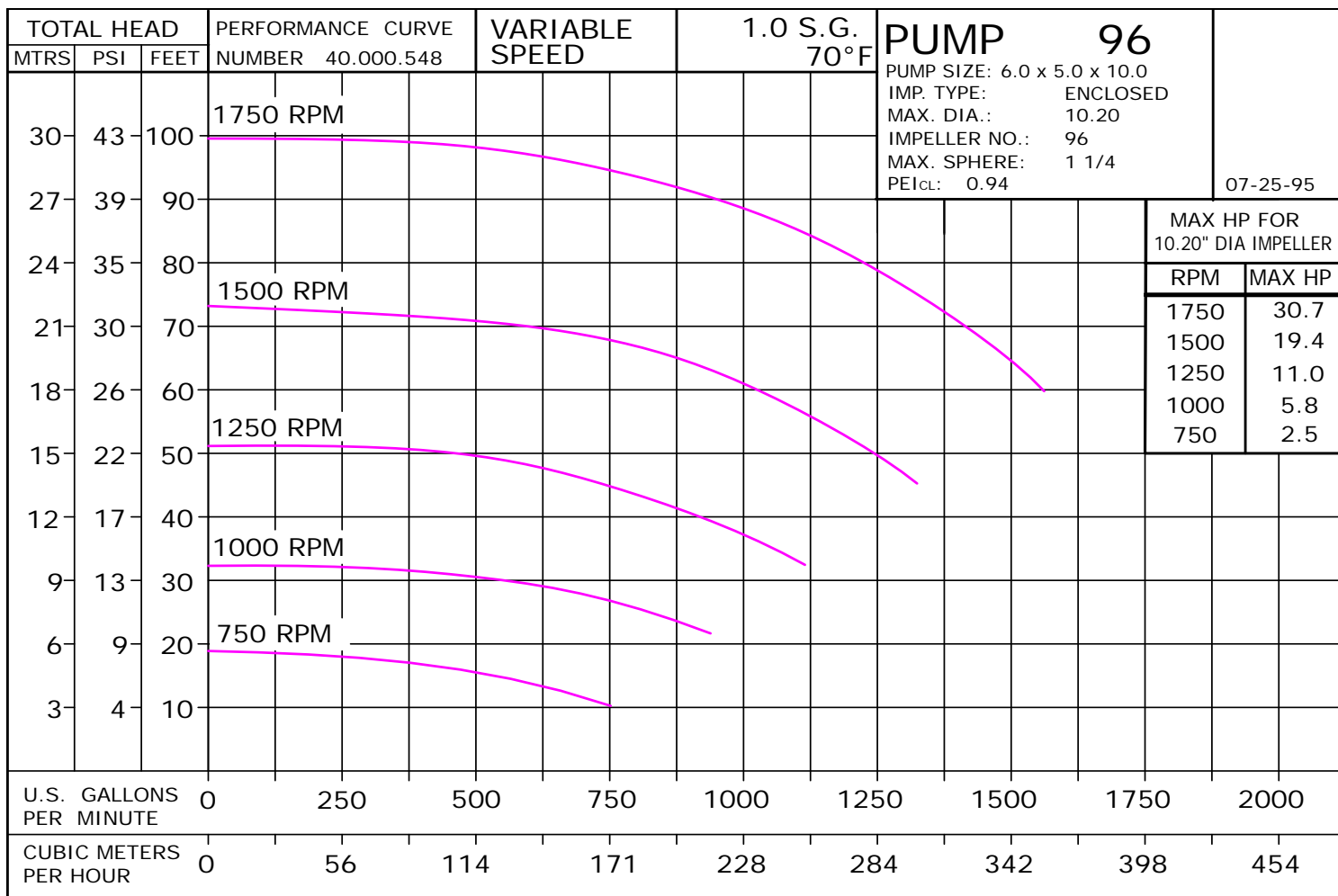
1 3/8" SHAFT, 6 X 5 X 10.25 ANSI FLG

JP211

3307



ALL DIMENSIONS IN INCHES



D096FPJP211
096JP211

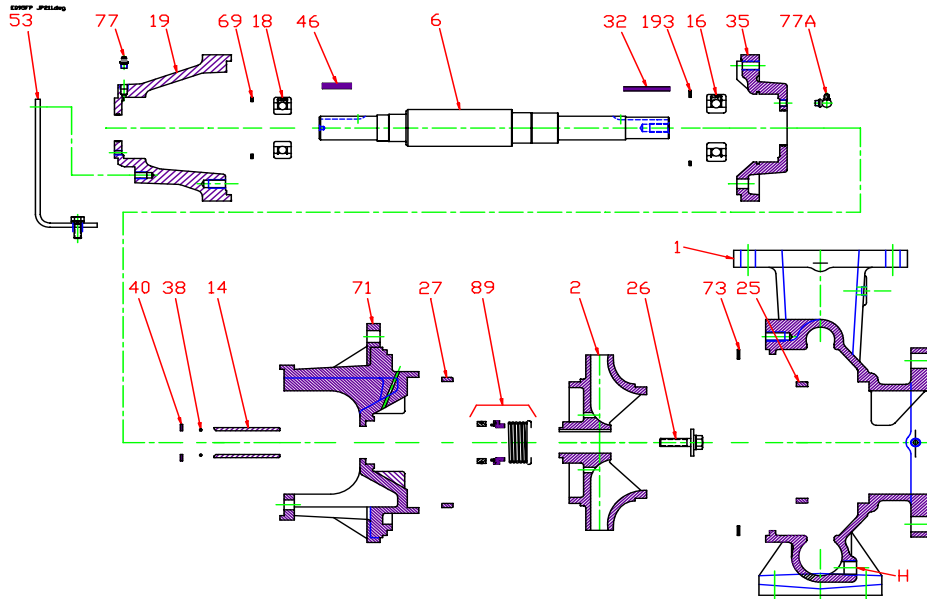
96VS

FP 96

JP211

096JP211-A
81.001.293 M19

FP96 • Iron • 1 3/8" Shaft • JP211

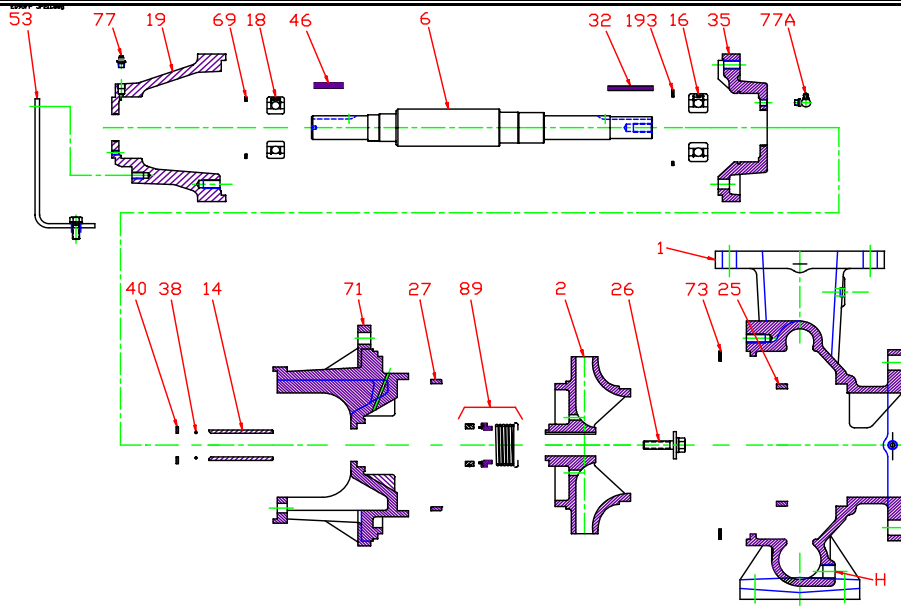


KEY NO.	PART NAME	FP 96
1+	CASE, IRON, 6 x 5 FLG	130.000.372X1
2	IMPELLER, 1 1/4" KEYED, ENCLOSED, SPECIFY DIAMETER: IRON	137.000.149
14*	SHAFT SLEEVE, STAINLESS	110.000.360
25	WEAR RING, STEEL	103.000.194
26*	IMPELLER RETAINER, STAINLESS	118.000.641
27	WEAR RING, ADAPTER, STEEL	103.000.194
32*	KEY, STAINLESS	102.000.284
38*	O-RING, SHAFT, VITON	116.000.218A
40*	FLINGER, STAINLESS	104.000.200
71	ADAPTER, IRON	132.000.357X1
73*	GASKET, CASE	116.000.267
89*	1 3/4" SEALS: TYPE 21, VN-CARB/CM	101.000.216
	BEARING FRAME ASS'Y CONSISTING OF:	JP211
		118.000.417
6†	SHAFT, ASS'Y	135.000.264X
16	BEARING	103.000.210
18	BEARING	103.000.167
19	SHELL	137.000.411
35	END BELL	132.000.384
46†	KEY	102.000.270E
53	BASE	119.000.476A
69	WAVE SPRING	119.000.458
77	LUBE FITTING	102.000.201
77A	LUBE ELBOW	102.000.334
193	RETAINER	102.000.285
--	REPAIR KITS: VN-CARB/CM SEAL	118.000.405A

* DENOTES COMPONENTS INCLUDED IN REPAIR KIT.
+ INCLUDES STEEL WEAR RING.
† DENOTES COMPONENTS INCLUDED WITH SHAFT ASSEMBLY

E095FPJP211

FP 96 • Iron • 1 3/8" Shaft • JP211



CONSTRUCTION OPTIONS		
KEY NO.	PART NAME	ALL IRON
1	Case	Iron
2	Impeller	Iron
6	Shaft Ass'y	Steel
14	Shaft Sleeve	Stainless
19	Shell	Iron
25	Wear Ring	Steel
26	Impeller Retainer	Stainless
27	Wear Ring	Steel
32	Key	Stainless
38	O-ring, Shaft	Viton
40	Flinger	Stainless
46	Key	Stainless
53	Base	Steel
69	Wave Spring	Steel
71	Adapter	Iron
73	Gasket, Case	Fiber
89	Mechanical Seal, Type 21 VN-CARB/CM	Standard
193	Retainer	Steel

E095FPJP211

E15

C095JP211-A