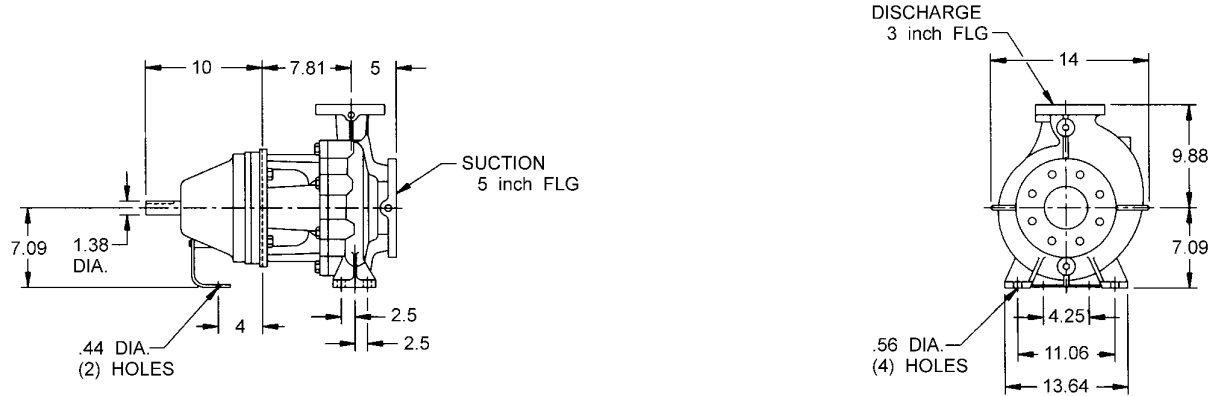
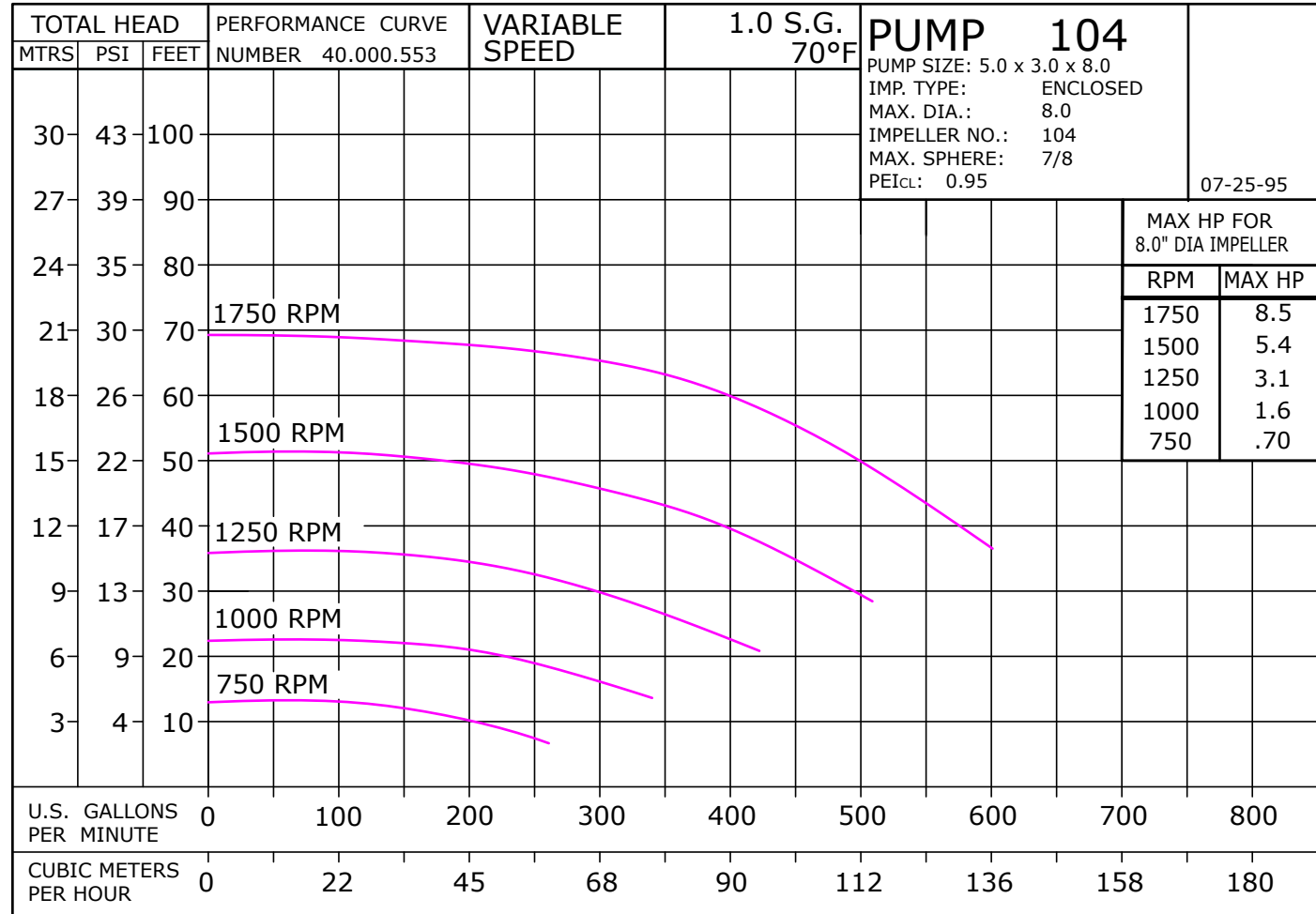


1 3/8" SHAFT, 5 X 3 X 8 ANSI FLG



ALL DIMENSIONS IN INCHES

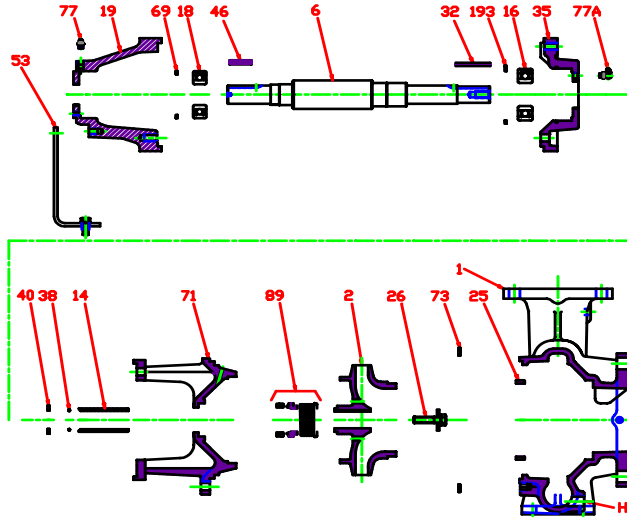


D1292
105JP211 1044VS

104
JP211

104JP211
81.001.287 A20

FP 104 • Iron • 1 3/8" Shaft • JP211



KEY NO.	PART NAME	FP 104
1+	CASE, IRON, 5 x 3 FLG	130.000.310X
2	IMPELLER, 1 1/4" KEYED, ENCLOSED, SPECIFY DIAMETER: IRON, TEFCOTED	137.000.148.TC
14*	SHAFT SLEEVE BRONZE STAINLESS	110.000.398 110.000.360
25	WEAR RING BRONZE STEEL	103.000.202 103.000.185
26*	IMPELLER RETAINER, STAINLESS	118.000.640
32*	KEY, STAINLESS	102.000.257
38*	O-RING, SHAFT BUNA VITON	116.000.218 116.000.218A
40*	FLINGER, STAINLESS	104.000.200
71	ADAPTER, IRON	132.000.374X
73*	GASKET, CASE	116.000.261
89*	1 3/4" SEALS: TYPE 21, BN-CARB/CM TYPE 21, VN-CARB/CM TYPE 21, VN-CARB/SIL TYPE 21, VN-SIL/SIL TYPE 21, EPDM-CARB/SIL TYPE 21, EPDM-SIL/SIL	101.000.196 101.000.216 101.000.221 101.000.231 101.000.196B 137.001.555
	BEARING FRAME ASS'Y CONSISTING OF:	JP211 118.000.417
6†	SHAFT, ASS'Y	135.000.264X
16	BEARING	103.000.210
18	BEARING	103.000.167
19	SHELL	137.000.411
35	END BELL	132.000.84
46†	KEY	102.000.270E
53	BASE	119.000.476E
69	WAVE SPRING	119.000.458
77	LUBE FITTING	102.000.201
77A	LUBE ELBOW	102.000.334
193	RETAINER	102.000.285
--	REPAIR KITS: TYPE 21, BN-CARB/CM TYPE 21, VN-CARB/CM TYPE 21, VN-CARB/SIL TYPE 21, VN-SIL/SIL TYPE 21, EPDM-CARB/SIL TYPE 21, EPDM-SIL/SIL	118.000.412 118.000.412A 118.000.412B 118.000.412E 118.000.412C 118.000.412F

* DENOTES COMPONENTS INCLUDED IN REPAIR KIT.
 THE REPAIR KITS INLCUDE THE BRONZE SHAFT SLEEVE EXCEPT THE (S) INDICATED,
 WHICH IS STAINLESS WITH VITON SHAFT O-RING.
 + INCLUDES BRONZE WEAR RING. FOR STEEL WEAR RING, REPLACE THE SUFFIX "X"
 WITH "X1"
 † DENOTES COMPONENTS INCLUDED WITH SHAFT ASSEMBLY