



CL150SS
Shown

Features

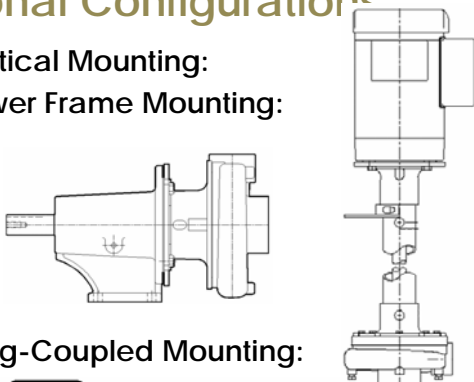
- **Pump Design** – Compact, close coupled
- **Teflon Seal** – Type 9 available
- **Flush Options** – External

Applications

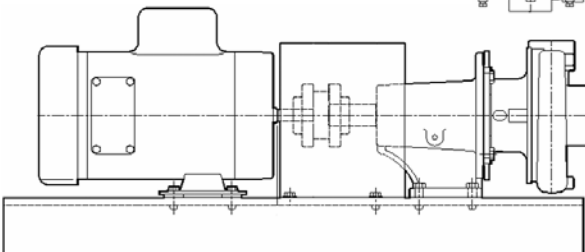
- Reverse Osmosis
- Caustics
- Deionized Water Processing
- Filter Systems
- Glycols
- Alkalis
- Acids
- Washers

Optional Configurations

- **Vertical Mounting:**
- **Power Frame Mounting:**



- **Long-Coupled Mounting:**



CL150 (1-1/2" Seal)

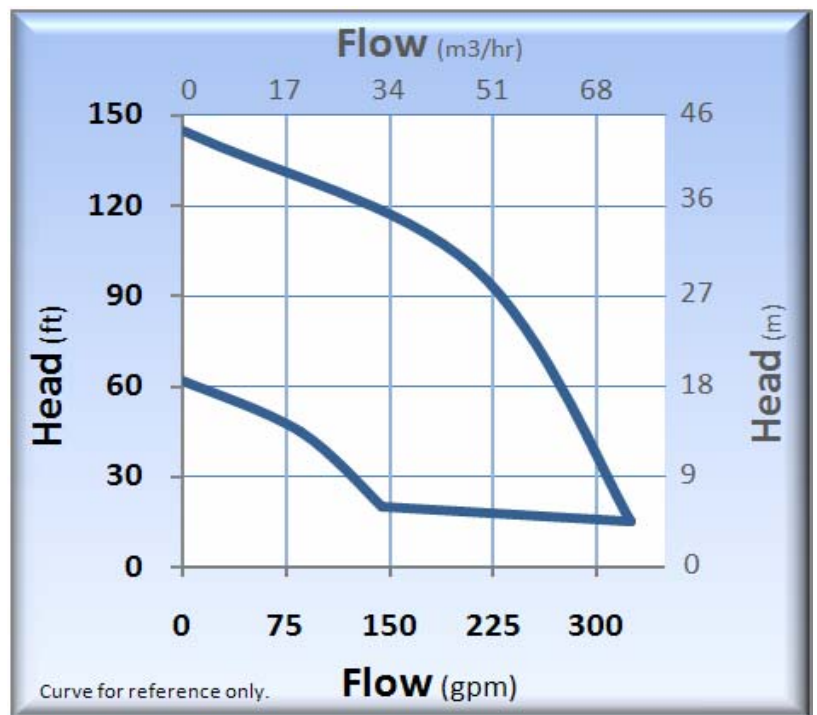
Pump Volute / Impeller Materials

CL150 (SS) – 316SS / 316SS

Standard Specifications

- Discharge 1-1/2" FNPT, Suction 2" FNPT
- Maximum Impeller Diameter: 5.76"
- Motor: NEMA C Face (Multiple enclosures available)
- Mechanical Seal:
 - Single, 1-1/2" Type 21 Viton, Carbon vs. Ceramic
 - Note: Additional seal options available*
- O-ring: Viton(std); Buna and Neoprene optional

Performance Curve – 60



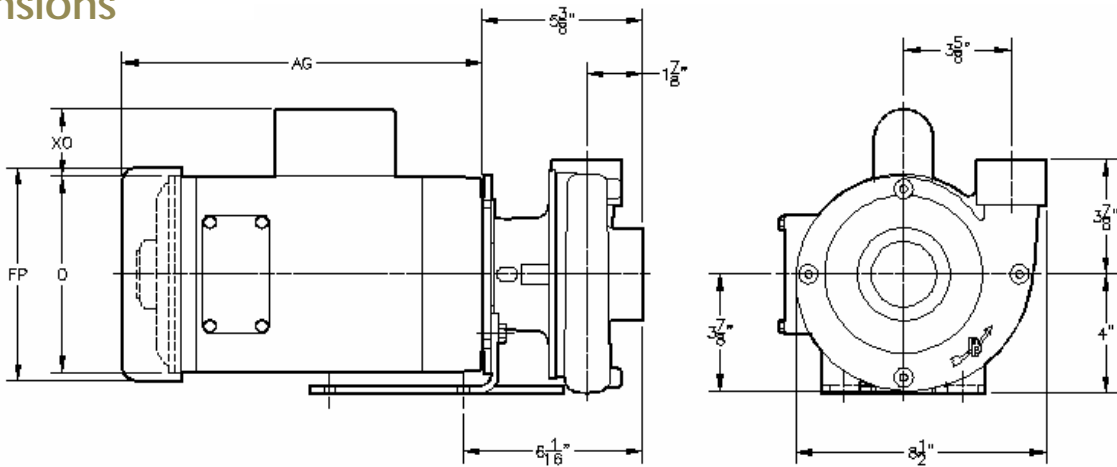
CL150 (1-1/2" Seal)

Technical Information	
Max Flow	325 GPM (73.8 m3/hr)
Max Head	145 feet (44 m)
Min. Flow	40 GPM (9.1 m3/hr)
Max Solid Size	0.150" (3.81 mm)
Max Working Pressure	(Type 8 Seal) 325 PSI (22.4 bar) (Type 9 Seal) 350 PSI (24.1 bar) (Type 21 Seal) 150 PSI (10.3 bar)

Materials of Construction	
CL150	SS
Volute	316 Stainless Steel
Impeller	316 Stainless Steel
Bracket	316 Stainless Steel
O-ring	Viton (Buna, Neoprene optional)
Fasteners	316 Stainless Steel

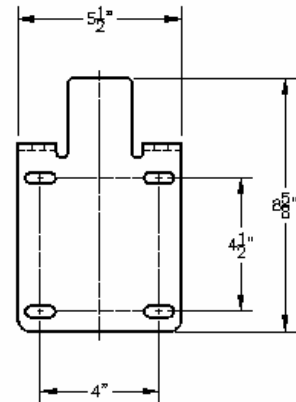
* Temperature limits are based on standard seal and O-ring materials, and will vary according to the liquid

Dimensions



MOTOR END DIMENSIONS						
HP	RPM	FRM	AG	FP	O	XD
1/4	1800	56C	7 3/4	6 1/8	5 3/8	2 1/16
1/3	1800	56C	8 1/4	6 1/8	5 3/8	2 1/16
1/2	1800	56C	8 3/4	6 1/8	5 3/8	2 1/16
1/3	3600	56C	8 1/2	6 1/8	5 3/8	2 1/16
1/2	3600	56C	8 3/4	6 1/8	5 3/8	2 1/16
3/4	3600	56C	9 1/4	6 1/8	5 3/8	2 1/16
1	3600	56C	9 3/4	6 1/8	5 3/8	2 1/16
1-1/2	3600	56C	10 1/2	7 3/16	6 7/8	2 1/4
2	3600	56C	11 1/8	7 3/16	6 7/8	2 1/4
3	3600	56C	12 3/8	7 3/16	6 7/8	2 1/4
5	3600	184C	13 5/8	8 1/2	7 7/8	2 1/4
7-1/2	3600	184C	15 1/8	8 1/2	7 7/8	2 1/4

NOTE:
MOTOR DIMENSIONS WILL VARY BY MODEL AND MAKE,
DIMENSIONS ARE TO BE USED FOR REFERENCE ONLY.



PRICE PUMP CO.

Contact factory for special pump configurations, same day, and next day delivery options.

21775 Eighth Street East
Sonoma, CA 95476-0329
MAIN (707) 938-8441
TOLL FREE (800) 345-7867
FAX (707) 938-0764
E-mail:
sales@pricepump.com

Member of:
Hydraulic INSTITUTE



TDS CL150_56C Rev. B