


PAR[®]

Model 35400-SERIES



INSTALLATION

INSTALLATIONS MUST MEET APPLICABLE SECTIONS OF TITLE 33, PART 183; SUBPART K, USCG VENTILATION REGULATIONS.

MOUNTING: Mount blower on flat bulkhead surface in highest part of compartment free from spray or deck wash. Cut dimension "B" hole in bulkhead and secure blower with washers and No. 10 screws (**NOTICE:** Tighten screws evenly to avoid flange damage.) Use a suitable discharge fitting so that static pressure of blower will not be affected by change in wind direction. Route inlet ducting with as few bends as possible to lower 1/3 of the bilge compartment where vapors are likely to accumulate. Be sure ducting is positioned below top of engine stringers but not so low as to become submerged in bilge water. Locate pickup to take advantage of natural air flow direction.

NOTICE: BLOWERS SHOULD BE MOUNTED AWAY FROM EXTREME HEAT (MORE THAN 130°F) TO PREVENT DISTORTION OF BLOWER WHEEL OR HOUSING.

OPERATION: See following warning placard statement:



GASOLINE VAPORS CAN EXPLODE. BEFORE STARTING ENGINE, OPERATE BLOWER FOR 4 MINUTES AND CHECK ENGINE COMPARTMENT BILGE FOR GASOLINE VAPORS. RUN BLOWER BELOW CRUISING SPEED. FAILURE TO DO SO MAY RESULT IN INJURY OR DEATH.

THE "WARNING" PLACARD SUPPLIED WITH BLOWER MUST BE MOUNTED ADJACENT TO ENGINE IGNITION SWITCHES (ALL LOCATIONS) TO COMPLY WITH TITLE 33, PART 183; SUBPART K, USCG VENTILATION REGULATIONS. *

* Additional warning placards are available from factory by requesting form 43003-0418.

FLANGEMOUNT 4" BLOWER FEATURES

- Tough Reinforced Plastic Housing
- Mounts To Any Flat Surface
- Slip-On Inlet Ducting Connection
- Efficient High Volume Air Flow
- Low-Current Draw
- Corrosion-Resistant Materials Throughout
- N.M.M.A. Type Accepted
- Meets Requirements Of Title 33, Chapter I, Part 183; Subpart I, USCG Electrical Regulations

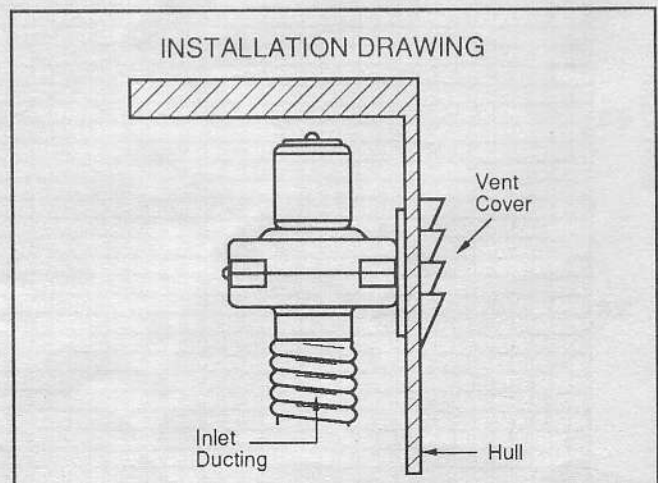
SPECIFICATIONS

Model	Air Flow	Volts	Amps	Fuse Size	Weight lbs
35400-0000	250 CFM (7,0 m ³ /min)	12 DC	11.0	15A	6 (2,7 kg)
35400-0010	250 CFM (7,0 m ³ /min)	24 DC	5.3	7-1/2A	6 (2,7 kg)
35400-0020	250 CFM (7,0 m ³ /min)	32 DC	4.1	6A	6 (2,7 kg)

PAR blowers are primarily intended for intermittent duty cycles such as evacuating fuel vapors from bilge areas. If desired, they also may be used for other general air circulation applications with longer duty cycles. However, when doing so, it should be noted that the maximum motor life is approximately 1000 hours. Therefore, the blower should only be used for applications if this length of service is acceptable.

WIRING: Use stranded copper wire. For lengths up to 25 feet (7,6m) from power source: Use 12 gauge wire for 12 volt, 14 gauge wire for 24 volt, and 10 gauge wire for 32 volt models. Use larger wire for longer lengths. Use a 10 amp rated on-off switch in positive side of circuit (PAR Model 44960-0002). Circuit must be protected with a fuse. Suggested fuse sizes are listed in the specification table.

INSTALLATION DRAWING

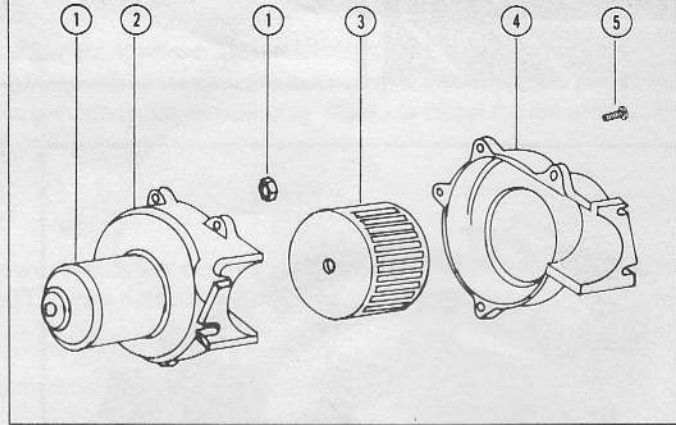


Model 35400-SERIES

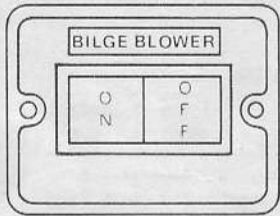
PARTS LIST

Key	Part Description	Part Number	Qty.
1	Motor Kit 12 VDC 24 VDC 32 VDC	18753-0320 18753-0321 18753-0322	1
2	Blower Housing	35706-0000	1
3	Blower Wheel	35714-0000	1
4	Blower Housing	35705-0000	1
5	Screw 8 x 5/8 SS Self Tapping Pan Head	35508-0000	5

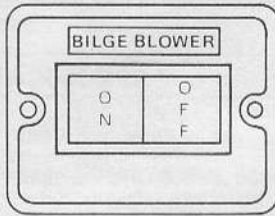
PARTS VIEW



PAR MARINE SWITCH PANELS

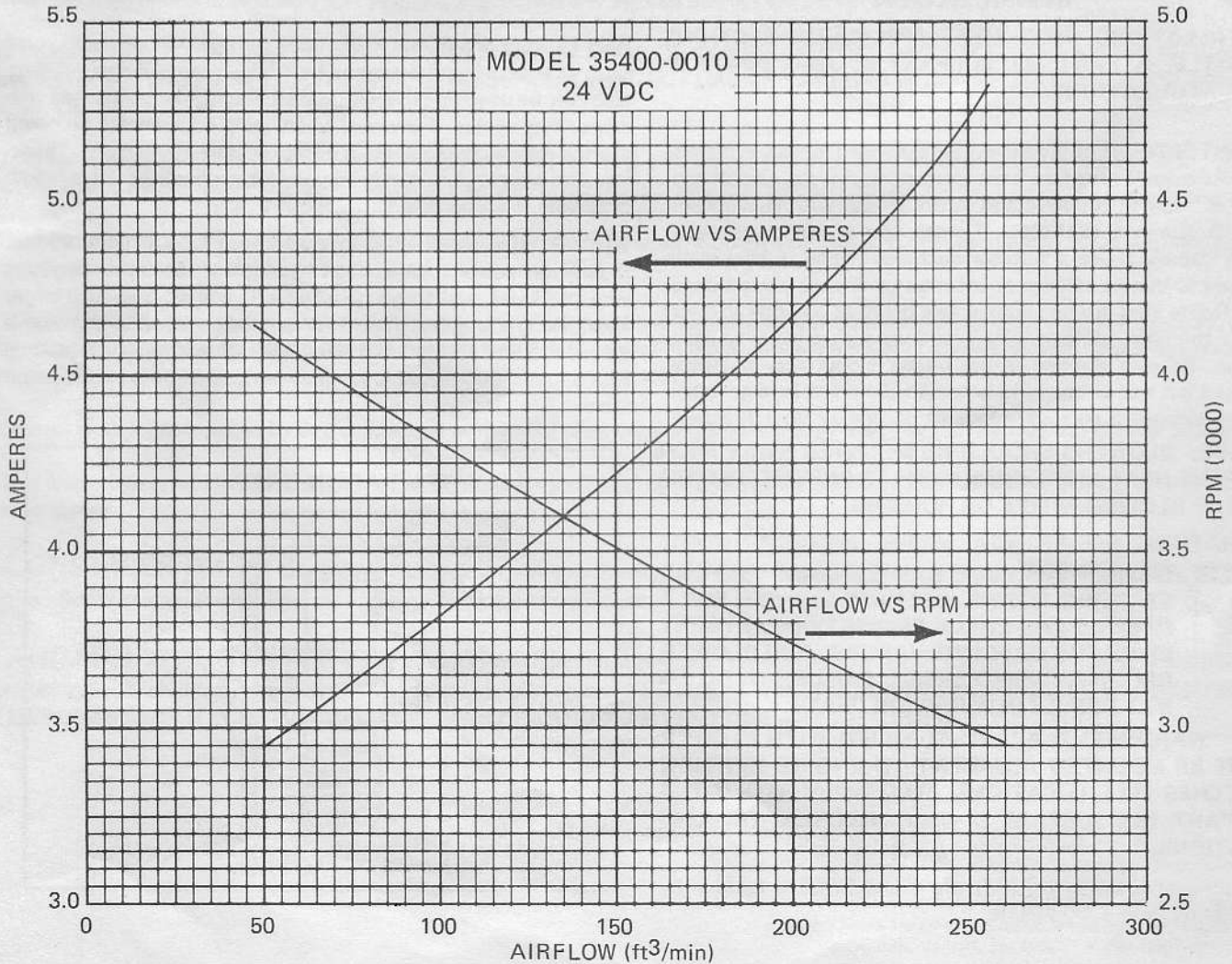
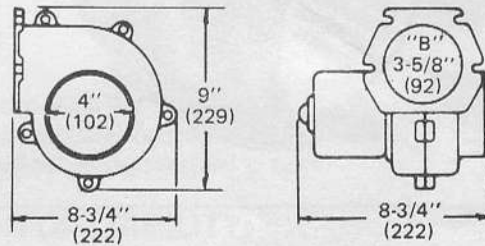


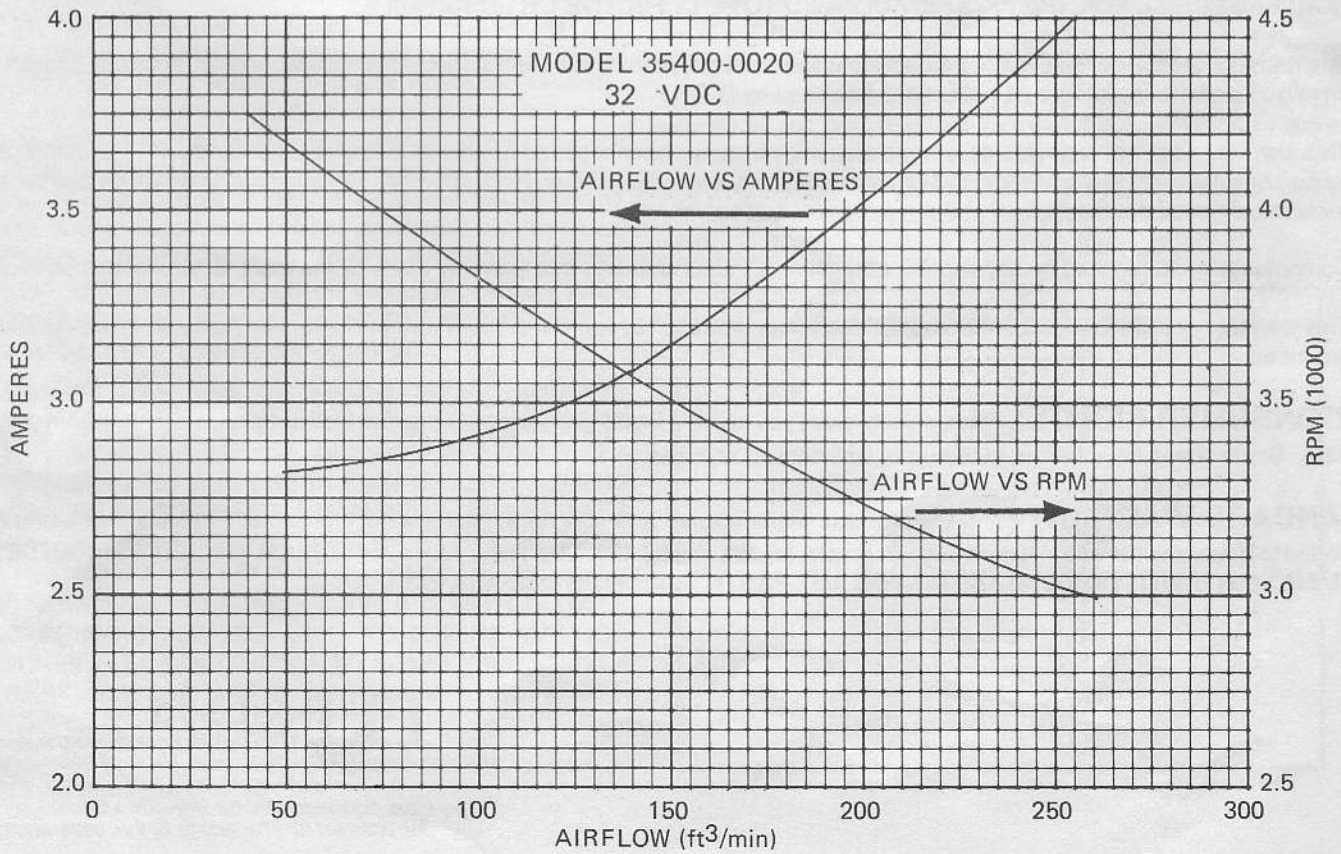
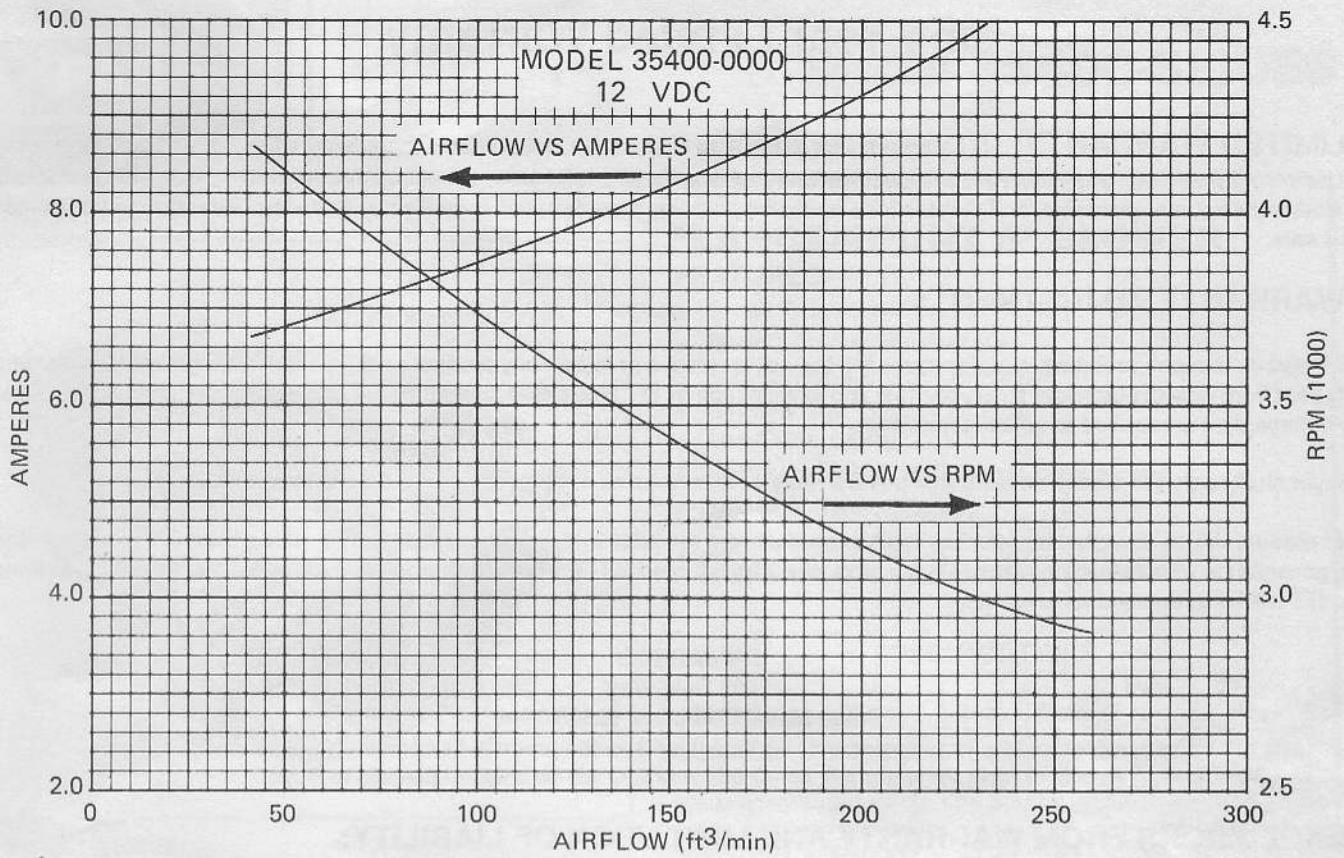
44960-0002
LIGHTED SWITCH
W/BOOT SPST



44960-0003
UNLIGHTED
SPST

DIMENSIONAL DRAWING (Inches/Millimetres)





One Year Limited Warranty

A. LIMITED WARRANTY: ITT warrants that at the time of shipment, the products manufactured by ITT and sold hereunder shall be in conformity with applicable written specifications and descriptions referred to or set forth herein, free from defects in material and workmanship, merchantable, and suitable for a particular purpose, provided such is implied by State law under the circumstances of this sale.

B. WARRANTY ADJUSTMENT:

1. ITT agrees to repair or furnish a replacement for, but not to remove or install, any product or component thereof which, within one (1) year from date of purchase, shall upon test and examination by ITT prove defective within the above warranty. Receipt verifying purchase date is required to obtain adjustment.
2. Buyer shall notify ITT of any defect within this warranty no later than ninety (90) days after the defect is discovered.
3. No product will be accepted for return or replacement without the prior written authorization of ITT. Upon such authorization, and in accordance with instructions from ITT, the product will be returned to ITT, shipping charges prepaid by Buyer. Products returned to ITT will be addressed as follows:

ITT JABSCO
1485 Dale Way
Costa Mesa, California 92626-3998

Or to such alternate locations as may be designated on the product, its container, or this sheet.
Repair or replacement made under this warranty will be shipped prepaid to Buyer.

C. EXCLUSIONS FROM WARRANTY AND LIMITATION OF LIABILITY:

1. The foregoing warranty is limited solely as set forth herein and applies only for the period designated above.
2. ITT SHALL NOT BE LIABLE FOR ANY LOSS, DAMAGE, SPECIAL OR CONSEQUENTIAL DAMAGE OF ANY KIND, WHETHER BASED UPON WARRANTY, CONTRACT, NEGLIGENCE, OR STRICT LIABILITY ARISING IN CONNECTION WITH THE SALE, USE, OR REPAIR OF THE PRODUCT.
3. THE MAXIMUM LIABILITY OF ITT IN CONNECTION WITH THIS WARRANTY SHALL NOT IN ANY CASE EXCEED THE CONTRACT PRICE FOR THE PRODUCT CLAIMED TO BE DEFECTIVE OR UNSUITABLE.
4. This warranty does not extend to any product manufactured by ITT which has been subjected to misuse, neglect, accident, improper installation, or use in violation of instructions furnished by ITT.
5. This warranty does not extend to or apply to any unit which has been repaired or altered at any place other than ITT's factory, or by persons not expressly approved by ITT, nor to any unit the serial number, model number, or identification of which has been removed, defaced or changed.
6. Components manufactured by any supplier other than ITT shall bear only that warranty made by the manufacturer of that product.
7. This warranty applies to products defined as "consumer products" by the Consumer Product Warranties Act as from time to time amended.

D. CONSUMER RIGHTS: This warranty gives you specific legal rights, and you may have other rights which vary from state to state. Some states do not allow exclusion or limitation of damages.

STANDARD WARRANTY: If the products manufactured and sold hereunder are not Consumer Products, the warranty extended to Buyer shall be as set forth in subparagraphs (a), (b), and (c), **EXCEPT THAT ALL EXPRESS OR IMPLIED WARRANTIES OR MERCHANTABILITY OR SUITABILITY FOR ANY PARTICULAR PURPOSE ARE EXCLUDED.**

ITT Jabsco

ITT Fluid Technology Corporation
1485 Dale Way, P.O. Box 2158, Costa Mesa, CA 92628-2158
Tel: (714) 545-8251; Fax: (714) 957-0609
Bingley Road, Hoddesdon, Hertfordshire EN11 0BU England
Tel: 0992-467191; Tlx: 263251 G; Fax: 0992-467132