


**JABSCO**

# Model 18690-0000



## 115 VOLT AC MACERATOR FEATURES

- Pump:** Self-Priming Flexible Impeller with Stainless Steel Wearplates
- Impeller:** JabSCO Nitrile Compound
- Macerator:** Cast Bronze Cutter Plate reduces particle size to 1/8" maximum
- Seal:** Lip Type
- Ports:** Inlet – 1 1/2" External Pipe Thread  
Outlet – 1" ID Hose Barb
- Motor:** 115 Vac, Single Phase, 60 Hz, Thermal Overload Protection
- Weight:** 17 lb. (7,7 kg)

### ⚠ MOTOR WARNING



MOTOR CAN SPARK.  
EXPLOSION & DEATH  
CAN OCCUR.

DO NOT USE WHERE  
FLAMMABLE VAPORS  
ARE PRESENT.

Model 18690-0000

### APPLICATION INFORMATION

The JabSCO 18690-0000 ac macerator pump unit is the ideal answer to waste handling problems for marine, recreational vehicle and domestic uses. The macerator section grinds waste down to a particle size of 1/8" maximum so it can be pumped easily through a 1" hose discharge line. The pump section is self-priming, permitting the unit to be mounted above or below the tank in a convenient location. (For optimal efficiency, locate pump as close to waste source as possible.

Empties most recirculating toilets in just one minute, empties a 30 gallon holding tank in only 3 minutes.

The 18690-0000 waste pump will macerate and pump all waste and tissue normally found in marine waste systems. IT WILL NOT HANDLE HARD SOLID OBJECTS, SANITARY NAPKINS OR RAGS.

### HEAD CAPACITY TABLE

FEET OF HEAD	GMP
5	14.0
10	13.0
20	10.8
30	8.6

Flow rates are for water, capacity may be slightly reduced when handling heavy solids. Full load Amps – 7.2

### INSTALLATION INSTRUCTIONS

**Locating the pump:** The JabSCO ac macerator pump unit is self-priming to a six foot lift and may be located at any convenient point in the waste discharge system. (For optimal efficiency, locate pump as close to waste source as possible).

**Plumbing Connections:** Use 1-1/2" ID non-collapsible suction hose. Attach suction hose to the inlet port and secure it with a quality marine grade hose clamp. All suction connections must be airtight and free of sharp bends or restrictions. Use minimum 1" ID contractor hose for discharge.

Be sure adequate voltage and current capacity is available in electrical installation.

### OPERATING INSTRUCTIONS

The JabSCO macerator pump unit has been designed to handle waste, toilet tissue, and facial tissue. It will also handle solids such as filter tip cigarettes, cigars and chunks of soft fruits or vegetables less than 1" in size. It will NOT pump solid objects like peach pits, rags, or sanitary napkins. The holding tank and pump should be flushed with several gallons of water after each pumpout. Do NOT run dry pump dry for longer than 30 seconds.

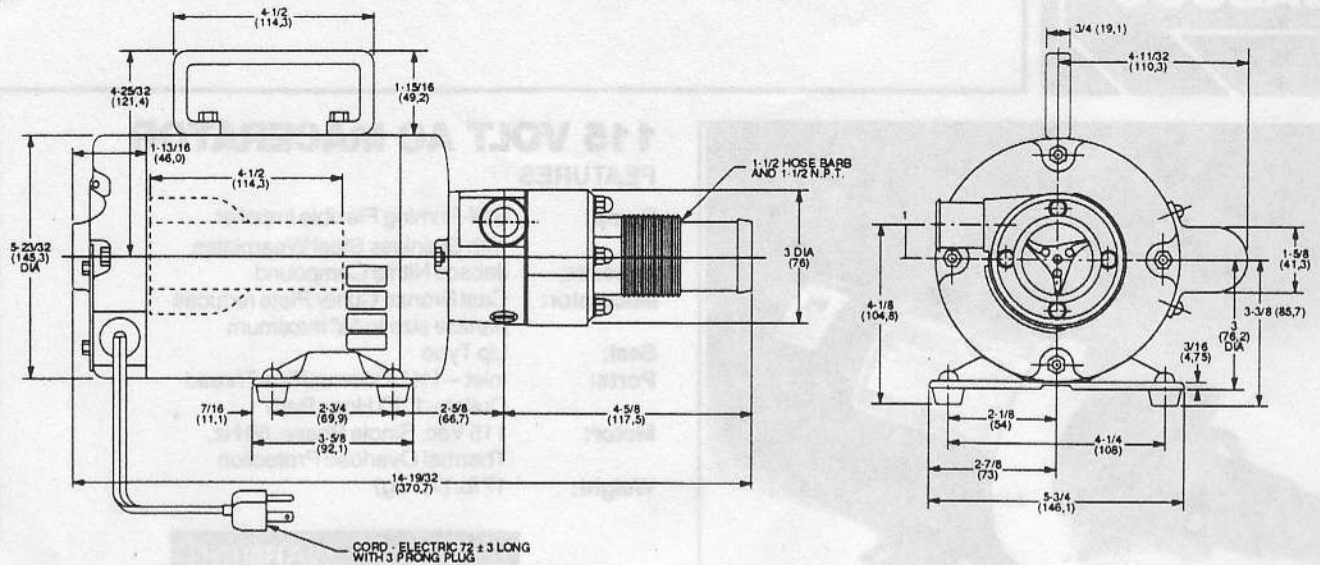
### SERVICE INSTRUCTIONS

1. Remove acorn nuts and inlet housing.
2. Unscrew chopper from shaft by turning counterclockwise facing cutter chopper posts. (Hold motor shaft behind chopper to prevent turning.)
3. Remove gaskets, wearplate and slide pump assembly off mounting studs.
4. Replace seal, impeller gaskets or other parts as necessary. To remove seal, push out evenly with screwdriver from impeller bore side of body. To reassembly seal, coat outside of metal case with a light coat of sealant and press into body with lip facing impeller. Press star retaining washer (with concave side up) into seal bore and against seal case. A light coating of grease should then be applied to impeller bore and wearplate to aid initial dry startup.
5. Reassemble body, impeller, gaskets, wearplate, cutter plate, suction housing and acorn nuts.

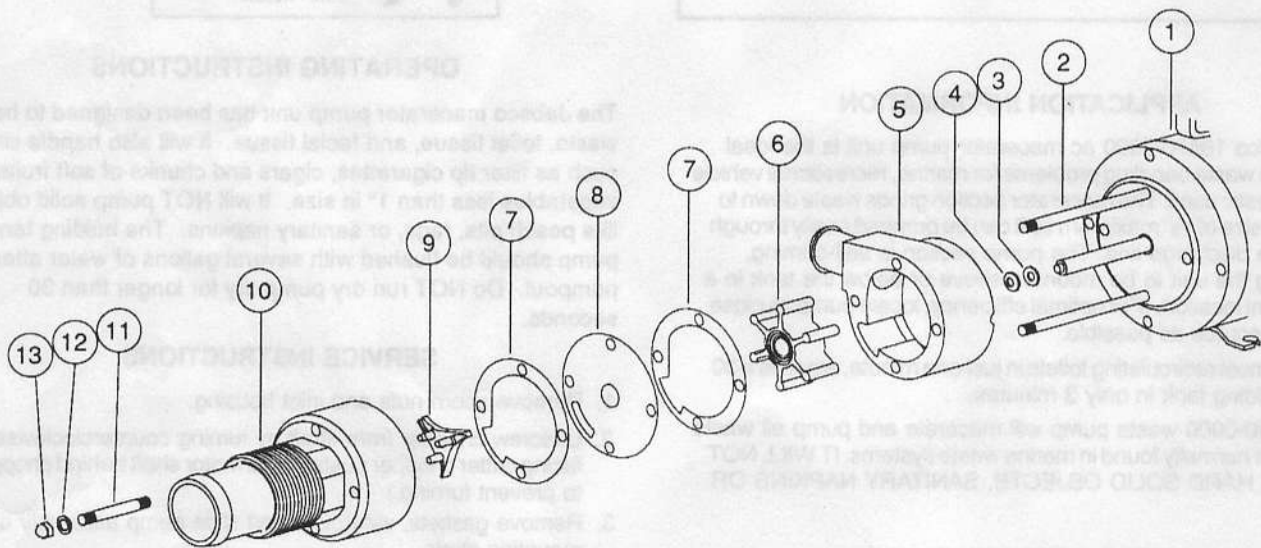
### 17640-Series

When servicing the 17640-0003 macerator, the 18598-0000 service/conversion kit must be used. This kit supplies all the components to completely convert the 17640-0003 to the 18690 model. (Most 18690-series do not fit the 17640 models.) Follow disassembly and assembly instructions shown above.

**DIMENSIONAL DRAWING**  
INCHES (millimetres)



**EXPLODED VIEW**



**PARTS LIST**

Key	Description	Part Number	Qty. Req.
1	Motor	93004-1840	1
2	Stud	17288-0000*	2
3	Slinger	6342-0000	1
4	Seal	1040-0000	1
5	Body	18593-1000*	1
6	Impeller	6303-0003*	1
7	Gasket	18596-1000*	2

Key	Description	Part Number	Qty. Req.
8	Wearplate	18597-1000*	1
9	Chopper	18595-1000*	1
10	Macerator Housing	18594-1000*	1
11	Stud	17288-0010	2
12	Fiber Washer	91613-0140	4
13	Acorn Nut	91085-0340	4
	Service/Conversion Kit	18698-0000	

\* These parts are supplied in 19858-0000 service kit.

**THE PRODUCT DESCRIBED HEREIN IS SUBJECT TO THE JABSCO ONE YEAR LIMITED WARRANTY, WHICH IS AVAILABLE FOR YOUR INSPECTION UPON REQUEST.**

**ITT Jabsco**

ITT Fluid Technology Corporation  
1485 Dale Way, P.O. Box 2158, Costa Mesa, Ca 92628-2158  
Tel: (714) 545-8251; Fax: (714) 957-0609  
Bingley Road, Hoddesdon, Hertfordshire EN11 0BU, England  
Tel: 0992-467191; Tlx: 26351 G; Fax: 0992-467132