


# JABSCO®

Bronze Centrifugal D.C. Motor/Pump Unit  
"Centri Puppy"

MODELS: 18510-0000 12 Volts D.C.  
18510-0001 24 Volts D.C.  
18510-0002 32 Volts D.C.  
PRODUCT DATA

MODEL 18510-0000/18510-0001/18510-0002



Body & Impeller: Bronze  
Seal: Lip Type  
Port Size: 3/4" Female Pipe  
Motor: Permanent Magnet, fully enclosed. Ignition protected.  
Shaft: Stainless Steel  
Weight: 5 lb. 1 oz.

These pumps meet appliance sections of USCG Electrical Regulations (CFR33, Part 183, Subpart I).

## APPLICATION

Suited for any general pumping application where a flooded intake condition exists. This pump is NOT SELF-PRIMING. Typical uses include livewell filling and circulation, diesel fuel transfer and other applications not requiring a self-priming pump.

## INSTALLATION

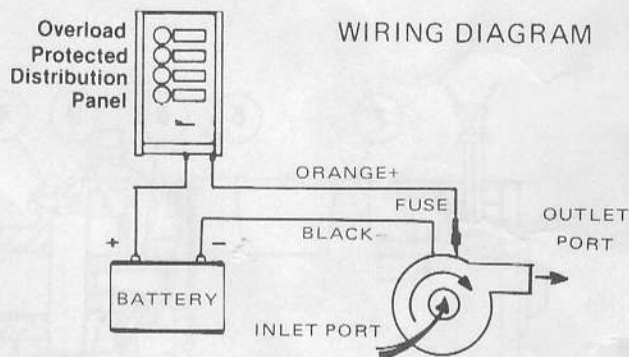
The pump must be mounted in a dry location — the motor is not water proof and must not be submerged. The unit can be mounted in any desired position. It is best to mount so that water dripping from loose port connection will not wet the motor. The pump head may be mounted at 90 degree increments on the motor to allow mounting as needed. The pump may be mounted vertically on a thru-hull fitting or seacock for applications requiring overboard water to be pumped aboard. A seacock or valve should be used between the hull inlet fitting and pump on below-waterline installations.

## PLUMBING CONNECTIONS

The intake and outlet ports have internal 3/4" pipe threads. Brass or plastic pipe fittings may be used to suit the installation. Plastic fittings that may be subject to cracking due to vibration should not be used below the waterline. Teflon pipe joint tape or compound should be used if brass fittings are installed in pump. Hose may be used with common pipe adapters installed in the pump ports.

## ELECTRICAL CONNECTIONS

Connect black wire to negative (-) terminal at battery. The orange wire should be connected to the positive (+) battery terminal and be fused and switched per the wiring diagram. Wire sizes should be selected per the table.



## MINIMUM WIRE SIZES

CONNECTION LENGTH BETWEEN BATTERY AND MOTOR	12V	24V	32V
1-10 ft. (3m)	#12	#16	#16
11-20 ft. (6m)	#10	#16	#16
21-30 ft. (9m)	#8	#12	#16

MODEL	12V	24V	32V
Amp. Draw (Approx.)	8	4	3
Fuse Size	10	5	5

## OPERATION

The pump may be run dry for short periods of time. Running without liquid allows heat to build up between seal and shaft, thus shortening seal life. The pump can run against a closed outlet such as encountered when using a garden hose type shut-off nozzle. Small particles of trash and debris will pass through the pump, though an intake strainer should be fitted if excessive problems are encountered with pump clogging.

**ITT JABSCO**

43000-0319 Rev.1/82

## MAINTENANCE

Check all electrical connections periodically, particularly in salt water areas. Corrosion can cause loss of performance or non-operation in extreme cases. The motor should be protected with a corrosion inhibiting spray and any rust should be removed and the motor repaired.

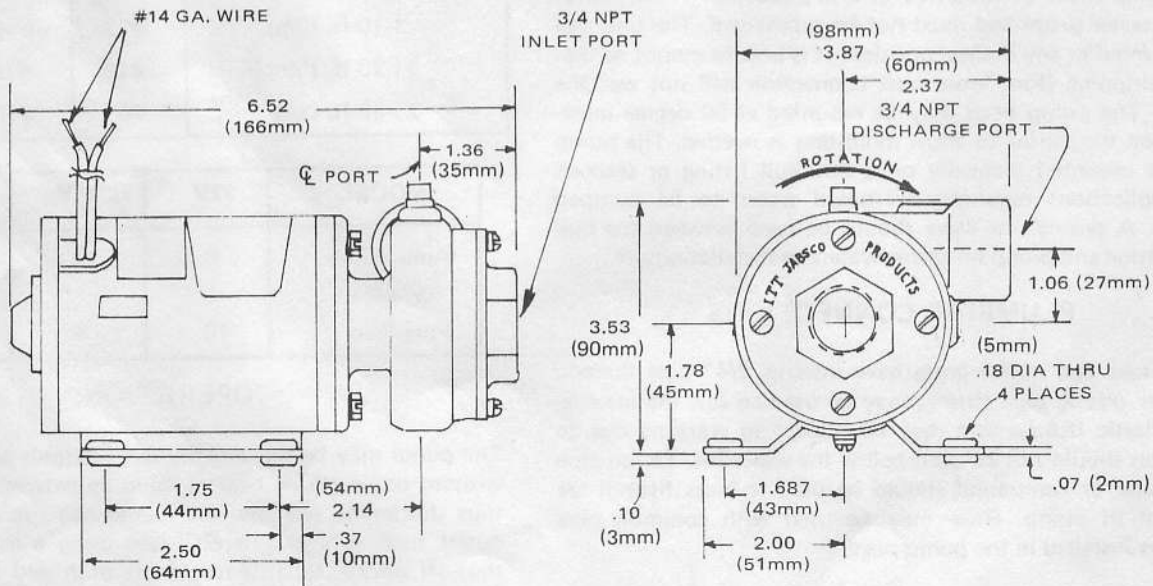
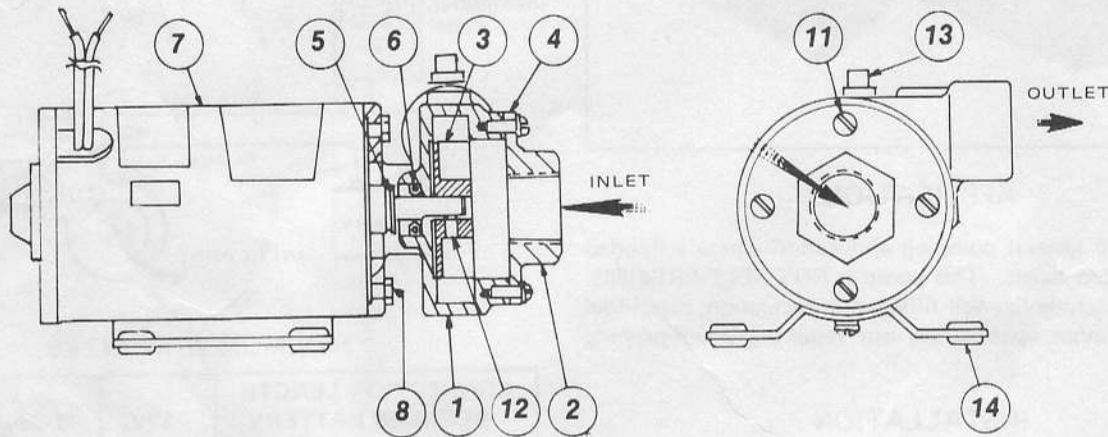
### PERFORMANCE (Nominal 12 VDC System)

AMPS	FT. OF WATER	GPM
8	2'	20
6.7	6'	14.5
5.4	10'	7.5
4.5	12.5'	Shutoff

## PARTS LIST

KEY	DESCRIPTION	PART NUMBER	QTY REQ'D
1	Pump Body	18513-0000	1
2	End Cover	18514-0000	1
3	Impeller	18515-0000	1
4	Gasket	18516-0000	1
5	Slinger	6342-0000	1
6†	Seal	1040-0000	1
7*	Motor 12 Volt	18517-0000	1
	Motor 24 Volt	18517-0001	
	Motor 32 Volt	18517-0002	
8	Body Mtg. Screw	98019-0020	2
11	End Cover Screw	91003-0230	4
12	Impeller Set Screw	91083-0040	1
13	Plug	92650-0040	1
14	Grommet	92900-0330	4

\* Includes motor base, mtg screw (2), & lock washer (2).  
 † Optional Viton Seal-1040-0001



# ITT JABSCO

MARC Division  
 International Telephone and Telegraph Corporation  
 1485 Dale Way, Costa Mesa, California 92626  
 Telephone: (714) 545-8251