

Models 44410-1000  
44410-2000  
44410-1010

## WATER PRESSURE REGULATORS

### FEATURES

- Reduces unregulated city water pressures that can run as high as 100 psi down to a safe 35 psi—automatically.
- Features built-in backflow preventer. Complies with Federal and State requirements on campers with water service hookup.
- Built-in port strainer is easily cleanable.
- Solid brass hose connection.

### SPECIFICATIONS

<b>Maximum Inlet Pressure:</b>	100 psi
<b>Discharge Pressure:</b>	35 psi (approx.)
<b>Inlet Connection:</b>	3/4" Brass Female Garden Hose Fitting
<b>Discharge Connection:</b>	1/2" Female NPT – Flush mount models 3/4" Male Garden Hose Connection – inline model
<b>Materials:</b>	Acetal Copolymer and A.B.S. Plastics, Brass Connector

Model	Type	Intake Port	Discharge Port	Wt/Pc. Oz (kg)
44410-1000	Flush		1/2" MPT	
44410-1010	In-Line	3/4" GHT	3/4" GHT	6(0,2)
44410-2000	Flush		1/2" MPT	



Models 44410-1000, 44410-2000, 44410-1010

### APPLICATIONS

Most boat or RV water systems can't take the unregulated high pressures found in most campgrounds or marine hookups. Hoses slip off connections; seals and fittings leak. That's why you need a Jabsco City Water Regulator — to keep pressure down to a safe 35 psi. It's inexpensive protection against expensive high pressure pump damage.

The Jabsco Regulator also prevents backflow (as required by State and Federal regulations) and it keeps grit out of your water with an easy-to-clean stainless steel strainer.

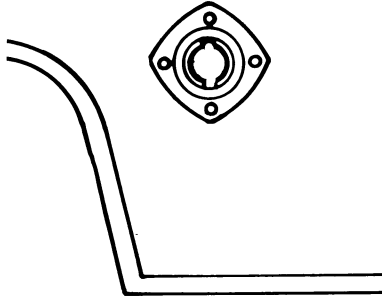
Models 44410-1000, -2000 are permanently installed flush mount wall models that double as city water entries. Model 44410-1010 is a portable in-line version with male and female garden hose connections that simply threads between your existing water entry and garden hose hookup.

Both models are made of tough F.D.A. listed plastics, safe for drinking water. And, when used properly, both are inexpensive insurance against high pressure damage.

MODELS 44410-1000, -2000

**Permanent City Water Regulator/City Water Entry**

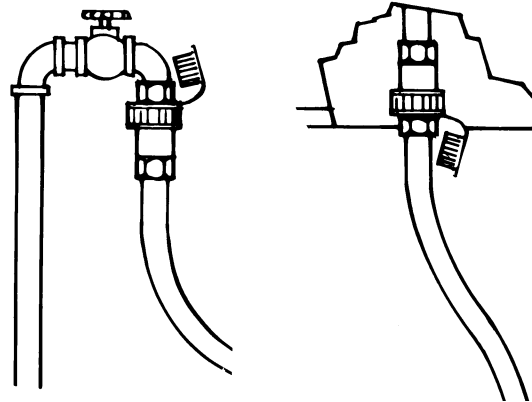
Flush mounts in vehicle wall. Easily replaces obsolete city water entries.



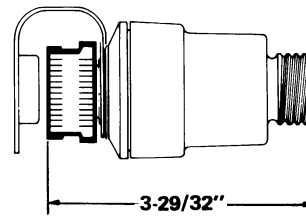
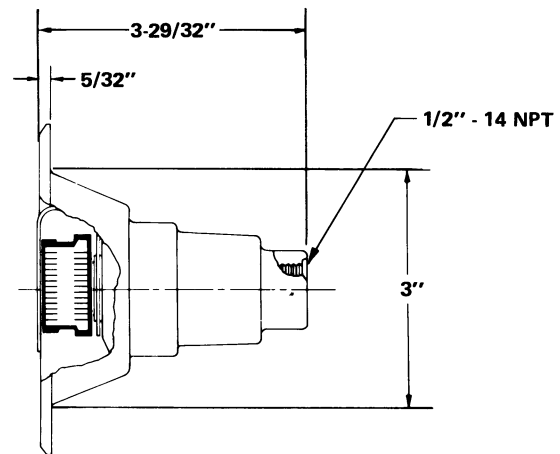
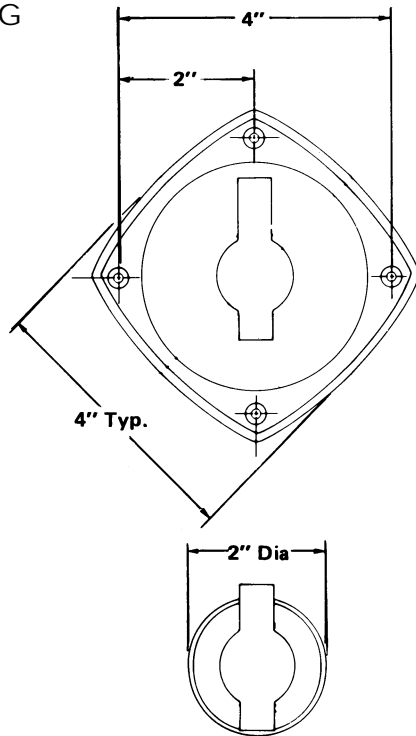
MODELS 44410-1010

**City Water Regulator for Temporary or Permanent Mounting**

Simply threads between city water hookup hose and faucet for temporary mounting or threads into existing water entry of either wall mount or under-chassis types.



**DIMENSIONAL DRAWING**



**Jabsco**



THE PRODUCTS DESCRIBED HEREIN ARE SUBJECT TO THE JABSCO ONE YEAR LIMITED WARRANTY, WHICH IS AVAILABLE FOR YOUR INSPECTION UPON REQUEST.

U.S.A.  
Jabsco  
1485 Dale Way, P.O. Box 2158  
Costa Mesa, CA 92628-2158  
Tel: (714) 545-8251  
Fax: (714) 957-0609

UNITED KINGDOM  
Jabsco  
Bingley Road, Hoddesdon  
Hertfordshire EN11 OBU  
Tel: +44 (0) 1992 450145  
Fax: +44 (0) 1992 467132

CANADA  
Fluid Products Canada  
55 Royal Road  
Guelph, Ontario N1H 1T1  
Tel: (519) 821-1900  
Fax: (519) 821-2569

JAPAN  
NHK Jabsco Company Ltd.  
3-21-10, Shin-Yokohama  
Kohoku-Ku, Yokohama, 222  
Tel: 045-4758906  
Fax: 045-475-8908

GERMANY  
Jabsco GmbH  
Oststrasse 28  
22844 Norderstedt  
Tel: +49-40-53 53 73 -0  
Fax: +49-40-53 53 73 -11