

JABSCO®

Model 35515-0010

FLEXMOUNT 3" BLOWER

FEATURES

- Tough Reinforced Plastic Housing
- Universal Flexmount Bracket Permits Outlet to Face Any Direction
- Slip-On Inlet and Outlet Ducting Connections
- Efficient High Volume Air Flow
- Low Current Draw
- Corrosion-Resistant Material Throughout
- N.M.M.A. Type Accepted
- Meets USCG Regulation 183.410 and ISO 8846 Marine for ignition protection
- Complies with ISO 9097 MARINE

SPECIFICATIONS

Open Airflow:	105 CFM (2,9 m3/min)
Volts:	12 Vdc
AMPS:	4.3 Amps
Fuse Size:	6 Amps
Weight:	3.5 lb (1,6 kg)

WIRING: Use stranded copper wire.

For lengths up to 25 feet (7,6 m) from power source: Use 12 gauge wire for 12 Volt. Use larger wire for longer lengths. Use a 10 amp rated on-off switch in positive side of circuit (Model 44960-0002 or 44960-0003). Circuit must be protected with a fuse.

INSTALLATION

INSTALLATIONS MUST MEET APPLICABLE SECTIONS OF TITLE 33, PART 183; SUBPART K, USCG VENTILATION REGULATIONS.

MOUNTING: Mount blower on flat bulkhead surface in highest part of compartment free from spray or deck wash. Blower may be rotated in mounting bracket to facilitate the shortest route of ducting. Use a suitable discharge fitting so that static pressure of blower will not be affected by change in wind direction. Route inlet ducting with as few bends as possible to lower 1/3 of the bilge compartment where vapors are likely to accumulate. Be sure ducting is positioned below top of engine stringers but not so low as to become submerged in bilge water. Locate pickup to take advantage of natural air flow direction. Flexible ducting No. 34959-0100 is easy to cut and install. If installed as galley ventilator, blower should be mounted away from extreme heat. For exposed blower inlet, ventilator intake screen No. 34764-0000 provides a safe and attractive protected inlet.




Model 35515-0010

Jabsco blowers are primarily intended for intermittent duty cycles such as evacuating fuel vapors from bilge areas. If desired, they also may be used for other general air circulation applications with longer duty cycles. However, when doing so, it should be noted that the maximum motor life is approximately 1000 hours. Therefore, the blower should only be used for applications if this length of service is acceptable. For continuous duty applications, ask your dealer about Jabsco Heavy Duty Long Life Blowers.

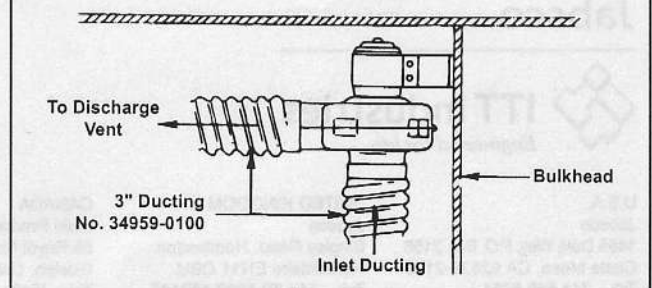
NOTICE: Blower should be mounted away from extreme heat (more than 130°F) to prevent distortion of blower wheel or housing.

OPERATION: See following warning placard statement:

	WARNING Explosion hazard. Gasoline vapors can explode. Before starting engine, operate blower for 4 minutes and check engine compartment bilge for gasoline vapors. Run blower below cruising speed. Failure to do so can result in injury or death.
---	---

The "WARNING" placard supplied with blower must be mounted adjacent to engine ignition switches (all locations) to comply with Title 33, Part 183; Subpart K, USCG Ventilation Regulations.*

INSTALLATION DRAWING

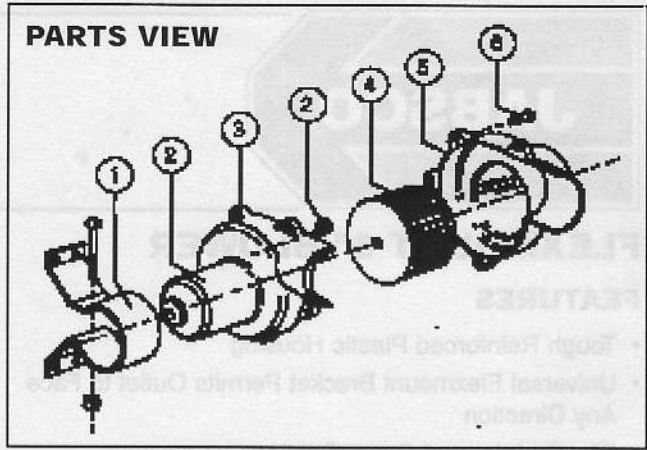


* Additional warning placards are available from factory by requesting form 43003-0418.

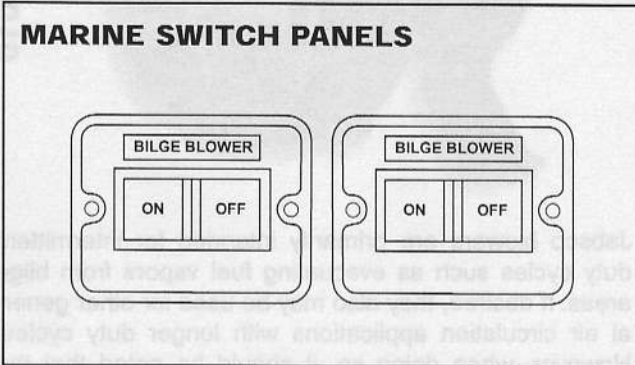
PARTS LIST

Key	Description	Qty.	Part Number
1	Bracket Assembly (includes screw & nut)	1	43907-0000
2	Motor Kit: 12Vdc	1	35145-0010
3	Blower Housing	1	35641-0000
4	Blower Wheel	1	34742-0000
5	Blower Housing	1	35642-0000
6	Screw - 8 x 5/8 SS Self Tapping Pan Head	5	35508-0000

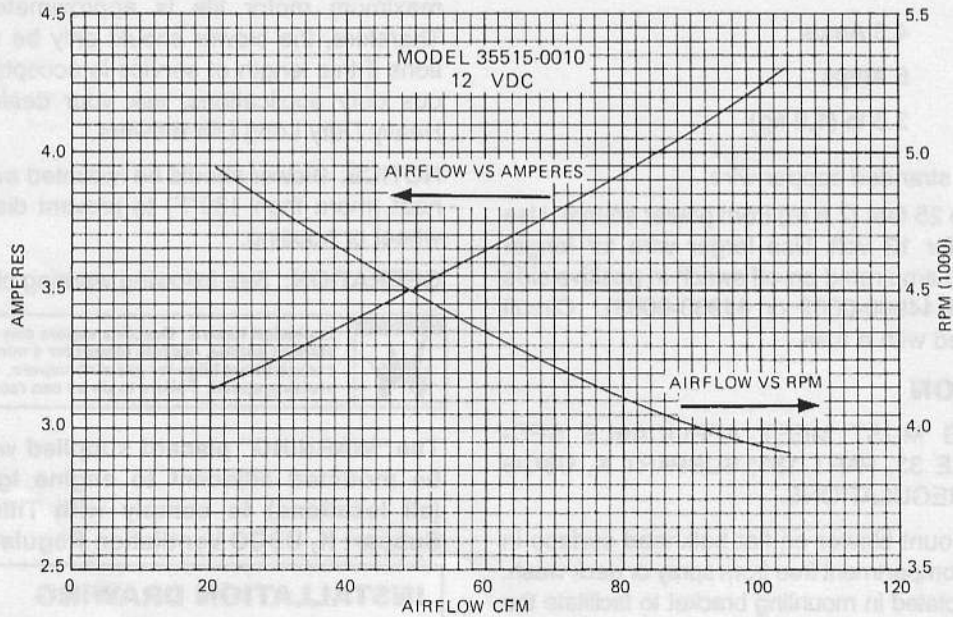
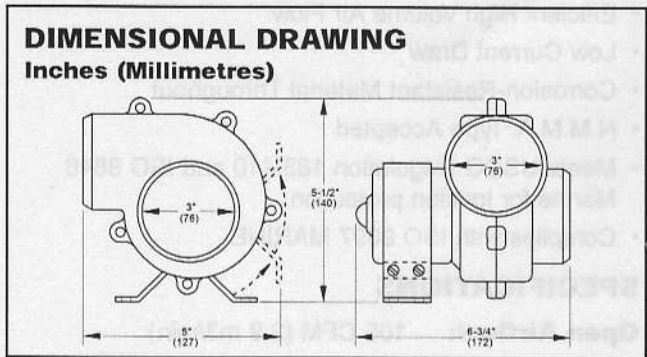
PARTS VIEW



MARINE SWITCH PANELS



DIMENSIONAL DRAWING Inches (Millimetres)



Jabsco



ITT Industries
Engineered for life



THE PRODUCTS DESCRIBED HEREIN ARE SUBJECT TO THE JABSCO ONE YEAR LIMITED WARRANTY, WHICH IS AVAILABLE FOR YOUR INSPECTION UPON REQUEST.

U.S.A.
Jabsco
1485 Dale Way, P.O. Box 2158
Costa Mesa, CA 92628-2158
Tel: 714.545.8251
Fax: 714.957.0609

UNITED KINGDOM
Jabsco
Bingley Road, Hoddesdon
Hertfordshire EN11 0BU
Tel: +44 (0) 1992 450145
Fax: +44 (0) 1992 467132

CANADA
Fluid Products Canada
55 Royal Road
Guelph, Ontario N1H 1T1
Tel: (519) 821.1900
Fax: (519) 821.2569

JAPAN
NHK Jabsco Company Ltd.
3-21-10, Shin-Yokohama
Kohoku-Ku, Yokohama, 222
Tel: 045.475.8906
Fax: 045.475.8908

GERMANY
Jabsco GmbH
Oststrasse 28
22840 Norderstedt
Tel: +49-40-53 53 73 -0
Fax: +49-40-53 53 73 -11